

SEMPERIT INDUSTRIAL HOSES Top sellers



SEMPERIT

Since 1824 expertise in rubber technology








The Austrian Semperit AG is an international group of companies for highly specialized rubber products. As leading European manufacturer of **industrial hoses**, the **Semperit Hoses** business develops and distributes products from highest quality standards for your individual solution since 1872.

Industrial hoses are used to transport a wide variety of media and are primarily used in the construction and transport industries as well as in industrial and agricultural engineering.

Your reliable hose partner for heavy duty and construction!



TABLE OF CONTENT

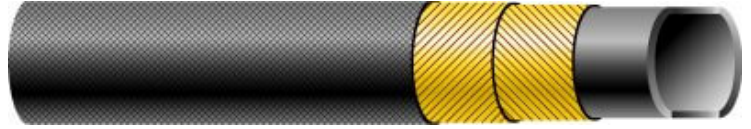
| | |
|---|-----------|
| 1. TRANSFER ABRASIVE MATERIALS | 3 |
| 1.1. MORTAR – SMK, SM40 | 4 |
| 1.2. SHOT BLAST – SM1  STRAHLMEISTER  | 6 |
| 1.3. SHOT BLAST – SM2  | 7 |
| 1.4. CONCRETE STEEL – SM170, SM200 | 8, 9 |
| 1.5. SILO HOSE: SES55, SMSP | 10, 11 |
| 2. HEAVY DUTY PNEUMATIC AND HYDRAULIC TRANSPORT | 12 |
| 2.1. SIGMA  PLUS FS3320 | 13 |
| 3. WATER / WASTEWATER SUCTION AND DELIVERY HEAVY DUTY | 15 |
| 3.1. IESD | 16 |
| 3.2. IFSD | 17 |
| 4. AIR / WATER | 18 |
| 4.1. PLW20 | 19 |
| 4.2. PL1 | 20 |
| 4.3. P16 | 21 |
| 4.4. PLD | 22 |
| 4.5. SEMPERIT SUPREME  | 23 |
| 4.6. MP20-EPDM | 25 |
| 4.7. COLORFLEX | 27 |
| 4.8. PWM20 | 29 |
| 5. HOT WATER / STEAM | 30 |
| 5.1. SUPRA | 31 |
| 5.2. DHH | 32 |
| 5.3. DS1 ULTRA | 33 |
| 5.4. DS2 BLACK / RED | 35, 36 |
| 6. FIRE FIGHTING | 37 |
| 6.1. INP-UPE-WRAP | 38 |
| 6.2. IWF | 39 |
| 6.3. IWFS | 40 |
| 7. OIL / FUEL HOSES – TRANSPORT AND DELIVERY, MOBILE TANKS | 41 |
| 7.1. TMR4 | 42 |
| 7.2. TMR4 ULTRAFLEX | 43 |
| 7.2. TM30 | 44 |
| 7.3. TM30 FLAT CORRUGATED | 46 |
| 7.4. TM1-TANKMEISTER  | 48 |
| 7.5. TM3D-TANKMEISTER  | 50 |
| 7.6. TU20 | 51 |
| 7.7. TUC20 | 52 |
| 8. VEHICLE | 54 |
| 8.1. FUEL HOSE FUB | 55 |
| 8.2. AIR BRAKE HOSE FBD | 57 |
| 8.3. COOLANT HOSE FKD-R | 58 |
| 8.4. LPG GAS HOSE FPB R67/R110 | 59 |
| 9. OIL / FUEL MATRIX | 61 |
| 10. SEMPERIT INDUSTRIAL HOSES APPLICATION OVERVIEW | 64 |
| 11. GENERAL INFORMATION | 66 |



**TRANSFER ABRASIVE
MATERIALS**

SMK

Plaster hose - 10 bar



SPECIFICATIONS

| | |
|--------------------------|---|
| Application | Specially designed hose for dry application [e.g. cement, grit] and wet application [e.g. plaster, wet concrete]. Developed for conveying abrasive mediums such as cement, sand, aggregates, gravel, etc. |
| Feature | Very long service life due partly to the use of abrasion resistant rubber in the tube and cover, and partly to increased thickness of the tube - thicker wear layer. Average wear of the tube 70 mm ³ [according to DIN ISO 4649:2021]. Antistatic construction prevents the build-up of static electricity. |
| Temperature range | -35°C / +80°C. |
| Safety factor | 3,15 : 1 |
| Tube | NR/BR/SBR, black, abrasion resistant, antistatic, smooth. |
| Reinforcement | Textile wrapped. |
| Cover | SBR, black, resistant to ozone and weather, antistatic, cloth impression. |
| Marking | continuous mylartape, white letters: "SEMPERIT [S] SMK Mörtel/ Plaster PN 10 bar". |
| Notice | Flame resistant cover available on request. |

TECHNICAL DETAILS

| Article number | Internal-Ø | | Wall width | External-Ø | Work. pressure [max.] | Number of inserts | Bending radius [min.] | Weight approx. | Coil length [max.] |
|----------------|------------|-------|------------|------------|-----------------------|-------------------|-----------------------|----------------|--------------------|
| | mm | inch | | | | | | | |
| 48451 3202 | 32,0 | 1 1/4 | 10,0 | 52,0 | 10 | 2 | 350 | 1,70 | 20 |
| 48451 4080 | 40,0 | | 8,0 | 56,0 | 10 | 2 | 400 | 1,55 | 40 |
| 48451 5010 | 50,0 | | 10,0 | 70,0 | 10 | 2 | 500 | 2,35 | 40 |
| 48451 5002 | 50,0 | | 10,0 | 70,0 | 10 | 2 | 500 | 2,35 | 20 |
| 48451 6010 | 60,0 | | 10,0 | 80,0 | 10 | 2 | 600 | 2,55 | 40 |
| 48451 6002 | 60,0 | | 10,0 | 80,0 | 10 | 2 | 600 | 2,55 | 20 |
| 48451 6510 | 65,0 | | 10,0 | 85,0 | 10 | 4 | 650 | 2,65 | 40 |
| 48451 6502 | 65,0 | | 10,0 | 85,0 | 10 | 4 | 650 | 2,65 | 20 |

SM40

Plaster hose - 40 bar



SPECIFICATIONS

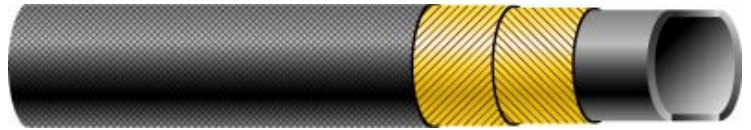
| | |
|--------------------------|---|
| Application | For conveying grout, screed, plaster and gypsum in compact flow process. |
| Feature | Very long service life due to abrasion resistant quality of the rubber tube and cover. Average wear of the tube 70 mm ³ (according to DIN ISO 4649:2021). The compact reinforcement package provides a very stable cross-section making the hose highly kink resistant and also offers high pressure resistance. Antistatic construction prevents the build-up of static electricity. |
| Temperature range | -35°C / +80°C. |
| Safety factor | 2,5 : 1 |
| Tube | NR/BR/SBR, black, abrasion resistant, antistatic, smooth. |
| Reinforcement | Textile wrapped. |
| Cover | SBR, black, resistant to ozone and weather, antistatic, cloth impression. |
| Marking | continuous mylartape, yellow letters: "SEMPERIT [S] SM40 Mörtel/Plaster PN 40 bar". |
| Notice | On request: - with harder rubber quality and higher pressure resistance - with steel wire braid - with fire resistant cover - with several cover colours. |

TECHNICAL DETAILS

| Article number | Internal-Ø | | Wall width | External-Ø | Work. pressure [max.] | Number of inserts | Bending radius [min.] | Weight approx. | Coil length [max.] |
|----------------|------------|-------|------------|------------|-----------------------|-------------------|-----------------------|----------------|--------------------|
| | mm | inch | | | | | | | |
| 48386 1960 | 19,0 | 3/4 | 6,0 | 31,0 | 40 | 2 | 190 | 0,60 | 40 |
| 48386 2560 | 25,0 | 1 | 6,0 | 37,0 | 40 | 4 | 220 | 0,75 | 40 |
| 48386 2570 | 25,0 | 1 | 7,0 | 39,0 | 40 | 4 | 250 | 0,80 | 40 |
| 48386 3270 | 32,0 | 1 1/4 | 7,0 | 46,0 | 40 | 4 | 320 | 1,10 | 40 |
| 48386 3570 | 35,0 | 1 3/8 | 7,0 | 49,0 | 40 | 4 | 350 | 1,15 | 40 |
| 48386 3575 | 35,0 | 1 3/8 | 7,5 | 50,0 | 40 | 4 | 350 | 1,20 | 40 |
| 48386 3880 | 38,0 | 1 1/2 | 8,0 | 54,0 | 40 | 4 | 380 | 1,40 | 40 |
| 48386 3810 | 38,0 | 1 1/2 | 10,0 | 58,0 | 40 | 4 | 380 | 1,90 | 40 |
| 48386 4075 | 40,0 | | 7,5 | 55,0 | 40 | 4 | 350 | 1,35 | 40 |
| 48386 5080 | 50,0 | | 8,0 | 66,0 | 40 | 4 | 500 | 1,70 | 40 |
| 48386 5090 | 50,0 | | 9,0 | 68,0 | 40 | 4 | 500 | 1,95 | 40 |
| 48386 5010 | 50,0 | | 10,0 | 70,0 | 40 | 4 | 500 | 2,20 | 40 |
| 48386 6590 | 65,0 | | 9,0 | 83,0 | 40 | 4 | 650 | 2,55 | 40 |
| 48386 7510 | 75,0 | | 10,0 | 95,0 | 40 | 4 | 750 | 3,60 | 40 |

SM1®-STRAHLMEISTER®

Shotblast - 12 bar - EN ISO 3861



SPECIFICATIONS

| | |
|--------------------------|--|
| Application | Premium shot blast hose with unique tube quality, for conveying highly abrasive media such as quartz sand, steel shot, corundum, glass, etc. |
| Feature | Extremely long service life due to the high abrasion resistant quality of the tube. Average wear of the tube 36 mm ³ [according to DIN ISO 4649:2021]. Antistatic construction prevents the build-up of static electricity. |
| Standard/Approval | Exceeds EN ISO 3861:2008. |
| Temperature range | -35°C / +80°C. |
| Safety factor | 3,5 : 1 |
| Tube | NR/BR/SBR, black, highly abrasion resistant, electrically conductive, smooth. |
| Reinforcement | Textile wrapped. |
| Cover | SBR, black, resistant to ozone and weather, antistatic, cloth impression. |
| Marking | continuous mylartape, yellow letters: "SEMPERIT (S) SM 1® - STRAHLMEISTER® Sandstrahl / Shotblast WP 12 bar MADE IN EU // // // // //". |
| Notice | A reinforced insert package for increased stability is available upon request. |

TECHNICAL DETAILS

| Article number | Internal-Ø | | Wall width | External-Ø | Work. pressure [max.] | Number of inserts | Bending radius [min.] | Weight approx. | Coil length [max.] |
|----------------|------------|-------|------------|------------|-----------------------|-------------------|-----------------------|----------------|--------------------|
| | mm | inch | | | | | | | |
| 48383 1370 | 13.0 | 1/2 | 7.0 | 27.0 | 12 | 2 | 130 | 0.50 | 40 |
| 48383 1950 | 19.0 | 3/4 | 5.0 | 29.0 | 12 | 2 | 190 | 0.45 | 40 |
| 48383 1970 | 19.0 | 3/4 | 7.0 | 33.0 | 12 | 2 | 190 | 0.65 | 40 |
| 48383 2570 | 25.0 | 1 | 7.0 | 39.0 | 12 | 2 | 250 | 0.80 | 40 |
| 48383 3280 | 32.0 | 1 1/4 | 8.0 | 48.0 | 12 | 2 | 320 | 1.10 | 40 |
| 48383 3212 | 32.0 | 1 1/4 | 12.0 | 56.0 | 12 | 4 | 320 | 1.80 | 40 |
| 48383 3890 | 38.0 | 1 1/2 | 9.0 | 56.0 | 12 | 2 | 380 | 1.50 | 40 |
| 48383 3811 | 38.0 | 1 1/2 | 11.1 | 60.2 | 12 | 2 | 380 | 1.95 | 40 |
| 48383 4290 | 42.0 | | 9.0 | 60.0 | 12 | 2 | 420 | 1.65 | 40 |

SM2®

Shotblast - 12 bar - EN ISO 3861



SPECIFICATIONS

| | |
|--------------------------|---|
| Application | Classic shot blast hose with excellent tube quality for conveying highly abrasive media such as quartz sand, steel shot, corundum, glass, etc. |
| Feature | Very long service life due to abrasion resistant tube. Average wear of the tube 50 mm ³ [according to DIN ISO 4649:2021]. Antistatic construction prevents the build-up of static electricity. |
| Standard/Approval | Exceeds EN ISO 3861:2008. |
| Temperature range | -35°C / +80°C. |
| Safety factor | 3,5 : 1 |
| Tube | NR/BR/SBR, black, abrasion resistant, antistatic, smooth. |
| Reinforcement | Textile wrapped. |
| Cover | SBR, black, resistant to ozone and weather, antistatic, cloth impression. |
| Marking | continuous mylartape, red letters: "SEMPERIT (S) SM2® Sandstrahl Shotblast PN 12 bar". |
| Notice | A reinforced insert package for increased stability is available upon request. |

TECHNICAL DETAILS

| Article number | Internal-Ø | | Wall width | External-Ø | Work. pressure [max.] | Number of inserts | Bending radius [min.] | Weight approx. | Coil length [max.] |
|----------------|------------|-------|------------|------------|-----------------------|-------------------|-----------------------|----------------|--------------------|
| | mm | inch | | | | | | | |
| 48381 1370 | 13,0 | 1/2 | 7,0 | 27,0 | 12 | 2 | 130 | 0,50 | 40 |
| 48381 1670 | 16,0 | 5/8 | 7,0 | 30,0 | 12 | 2 | 160 | 0,55 | 40 |
| 48381 1970 | 19,0 | 3/4 | 7,0 | 33,0 | 12 | 2 | 190 | 0,65 | 40 |
| 48381 2570 | 25,0 | 1 | 7,0 | 39,0 | 12 | 2 | 250 | 0,75 | 40 |
| 48381 3280 | 32,0 | 1 1/4 | 8,0 | 48,0 | 12 | 2 | 320 | 1,10 | 40 |
| 48381 3212 | 32,0 | 1 1/4 | 12,0 | 56,0 | 12 | 4 | 350 | 1,80 | 40 |
| 48381 3890 | 38,0 | 1 1/2 | 9,0 | 56,0 | 12 | 2 | 380 | 1,45 | 40 |
| 48381 4290 | 42,0 | | 9,0 | 60,0 | 12 | 2 | 420 | 1,70 | 40 |

SM170

Concrete pumping wire - 85 bar - EN 12001



SPECIFICATIONS

| | |
|--------------------------|---|
| Application | Specially developed hose for conveying concrete using concrete pumps. Suitable for conveying highly abrasive media such as concrete, cement and plaster. |
| Feature | Long service life due to abrasion resistant tube. Average wear of the tube 50 mm ³ [according to DIN ISO 4649:2021]. Flexible and easy to handle, with good kink resistance due to a special hose design. Suitable for reverse pumping, for easy cleaning. |
| Temperature range | -35°C / +80°C. |
| Safety factor | 2 : 1 |
| Tube | NR/BR/SBR, black, abrasion resistant, antistatic, smooth. |
| Reinforcement | Steel wrapped. |
| Cover | SBR, black, resistant to ozone and weather, antistatic, cloth impression. |
| Marking | continuous mylar tape, yellow letters: "SEMPERIT (S) SM170 inch/DN CONCRETE PUMPING WP 85 bar 1233 PSI weight incl. concrete max. ... kg/m .. lbs/ft Made in EU //////////////" |
| Notice | The hose conforms to EN 12001:2011 and ASME B30.27-2014. |

TECHNICAL DETAILS

| Article number | Internal-Ø | | Wall width | External-Ø | Work. pressure [max.] | Number of inserts | Bending radius [min.] | Weight approx. | Coil length [max.] |
|----------------|------------|------|------------|------------|-----------------------|-------------------|-----------------------|----------------|--------------------|
| | mm | inch | | | | | | | |
| 48598 5195 | 50,8 | 2 | 9,5 | 69,8 | 85 | 2 | 250 | 8,4* | 40 |
| 48598 6511 | 65,0 | | 11,0 | 87,0 | 85 | 4 | 300 | 12,9* | 40 |
| 48598 7511 | 75,0 | | 11,0 | 97,0 | 85 | 4 | 350 | 16,3* | 40 |
| 48598 8012 | 80,0 | | 12,0 | 104,0 | 85 | 4 | 380 | 18,7* | 40 |
| 64598 0212 | 101,6 | 4 | 12,0 | 125,6 | 85 | 4 | 450 | 29,5* | 40 |
| 64598 1213 | 125,0 | | 13,0 | 151,0 | 85 | 4 | 500 | 43,3* | 40 |

*Weight data in the table are values of the hose filled with concrete.

SM200

Concrete pumping wire - 100 bar - EN 12001



SPECIFICATIONS

| | |
|--------------------------|---|
| Application | Specially developed hose for conveying concrete using concrete pumps. Suitable for conveying highly abrasive media such as concrete, cement and plaster. |
| Feature | Long service life due to abrasion resistant tube. Average wear of the tube 50 mm ³ [according to DIN ISO 4649:2021]. Thanks to highly abrasion resistant cover, the hose is also particularly resistant to mechanical stress from the outside. Flexible and easy to handle, with good kink resistance due to a special hose design. Suitable for reverse pumping, for easy cleaning. |
| Temperature range | -35°C / +80°C. |
| Safety factor | 2 : 1 |
| Tube | NR/BR/SBR, black, abrasion resistant, antistatic, smooth. |
| Reinforcement | Steel wrapped. |
| Cover | SBR, black, highly abrasion resistant, resistant to ozone and weather, antistatic, cloth impression. |
| Marking | continuous mylar tape, red letters: "SEMPERIT [S] SM200 inch/DN CONCRETE PUMPING WP 100 bar 1450 PSI weight incl. concrete max. .. kg/m .. lbs/ft Made in EU //////////////" |
| Notice | The hose conforms to EN 12001:2011 and ASME B30.27-2014. |


TECHNICAL DETAILS

| Article number | Internal-Ø | | Wall width | External-Ø | Work. pressure [max.] | Number of inserts | Bending radius [min.] | Weight approx. | Coil length [max.] |
|----------------|------------|------|------------|------------|-----------------------|-------------------|-----------------------|----------------|--------------------|
| | mm | inch | mm | mm | bar | | mm | | |
| 48398 5195 | 50,8 | 2 | 9,5 | 69,8 | 100 | 4 | 250 | 8,4* | 40 |
| 48398 6511 | 65,0 | | 11,0 | 87,0 | 100 | 4 | 300 | 14,1* | 40 |
| 48398 7511 | 75,0 | | 11,0 | 97,0 | 100 | 4 | 350 | 18,4* | 40 |
| 64398 0213 | 101,6 | 4 | 13,0 | 127,6 | 100 | 4 | 450 | 31,1* | 40 |
| 64398 1214 | 125,0 | | 14,0 | 153,0 | 100 | 4 | 500 | 44,6* | 40 |

*Weight data in the table are values of the hose filled with concrete.

SES55

Material handling - S&D - flat corrugated cover



SPECIFICATIONS

| | |
|--------------------------|---|
| Application | A highly flexible suction and delivery hose for conveying abrasive media, e.g. refuse, grit. Especially for media which is subject to the build-up of static electricity. |
| Feature | Due to the low weight and high flexibility, this hose is suitable for use at the front end of suction lines that have to be moved by hand. |
| Temperature range | -35°C / +80°C. |
| Safety factor | 3 : 1 |
| Tube | SBR/NR/BR, black, abrasion resistant, antistatic, smooth. |
| Reinforcement | Textile wrapped, double steel wire helix. |
| Cover | SBR/EPDM, black, resistant to ozone and weather, antistatic, flat corrugated with cloth impression. |
| Marking | continuous mylartape, white letters: "Semperit (S)". |
| Notice | On request available with MSHA-cover. |

TECHNICAL DETAILS

| Article number | Internal-Ø | | Wall width | External-Ø | Work. pressure [max.] | Number of inserts | Bending radius [min.] | Weight approx. | Coil length [max.] |
|----------------|------------|-------|------------|------------|-----------------------|-------------------|-----------------------|----------------|--------------------|
| | mm | inch | mm | mm | bar | | mm | | |
| 64674 3850 | 38,1 | 1 1/2 | 5,0 | 48,1 | 5 | 2 | 110 | 0,80 | 40 |
| 64674 5150 | 50,8 | 2 | 5,0 | 60,8 | 5 | 2 | 130 | 1,25 | 40 |
| 64674 6350 | 63,5 | 2 1/2 | 5,0 | 73,5 | 5 | 2 | 160 | 1,65 | 40 |
| 64674 7650 | 76,2 | 3 | 5,0 | 86,2 | 5 | 2 | 190 | 1,85 | 40 |
| 64674 1060 | 101,6 | 4 | 6,0 | 113,6 | 5 | 2 | 255 | 2,90 | 40 |
| 64674 0562 | 127,0 | 5 | 6,0 | 139,0 | 5 | 2 | 320 | 3,95 | 20 |
| 64674 0662 | 152,4 | 6 | 6,0 | 164,4 | 5 | 2 | 380 | 4,80 | 20 |

Vacuum resistance up to -0.9 bar

SMSP

Material handling - 6 bar - S&D



SPECIFICATIONS

Application

Silo hose with very good tube quality for filling and discharging silos and silo trucks. Suction and delivery hose for highly abrasive media such as cement, sand, gravel, granulated materials, pellets, etc.

Feature

The built-in wire helix, improves cross-sectional stability, allows smaller bending radii and makes the hose suitable for suction purposes.
 Very long service life due to abrasion resistant tube.
 Average wear of the tube 50 mm³ [according to DIN ISO 4649:2021].
 Especially flexible and therefore easy to handle.
 Antistatic hose construction and inter-woven copper wire prevents the build-up of static electricity.

Temperature range

-35°C / +80°C.

Safety factor

3,15 : 1

Tube

NR/BR/SBR, black, abrasion resistant, antistatic, smooth.

Reinforcement

Textile wrapped, steel wire helix, copper wire.

Cover

SBR, black, resistant to ozone and weather, antistatic, cloth impression.

Marking

continuous mylartape, silver letters: "SEMPERIT (S) SMSP antiabrasiv Silo SD PN 6 bar".

Notice

Various hose ends available on request.

TECHNICAL DETAILS

| Article number | Internal-Ø | | Wall width | External-Ø | Work. pressure [max.] | Number of inserts | Bending radius [min.] | Weight approx. | Coil length [max.] |
|----------------|------------|------|------------|------------|-----------------------|-------------------|-----------------------|----------------|--------------------|
| | mm | inch | | | | | | | |
| 64382 5075 | 50,0 | | 7,5 | 65,0 | 6 | 2 | 300 | 1,85 | 40 |
| 48382 7575 | 75,0 | | 7,5 | 90,0 | 6 | 2 | 450 | 2,65 | 40 |
| 64382 7590 | 75,0 | | 9,0 | 93,0 | 6 | 2 | 450 | 3,15 | 40 |
| 48382 0080 | 100,0 | | 8,0 | 116,0 | 6 | 2 | 600 | 3,95 | 40 |
| 64382 0012 | 100,0 | | 12,0 | 124,0 | 6 | 2 | 600 | 5,90 | 40 |
| 64382 0180 | 110,0 | | 8,0 | 126,0 | 6 | 2 | 650 | 4,35 | 40 |
| 64382 1290 | 125,0 | | 9,0 | 143,0 | 6 | 2 | 750 | 5,80 | 40 |
| 64382 1590 | 150,0 | | 9,0 | 168,0 | 6 | 2 | 950 | 7,75 | 40 |
| 64382 0810 | 203,2 | 8 | 10,0 | 223,2 | 6 | 2 | 1500 | 10,75 | 20 |

Vacuum resistance up to -0.8 bar

2

**HEAVY DUTY
PNEUMATIC AND
HYDRAULIC TRANSPORT**

SIGMA® plus FS 3320

SIGMA - 10 bar - S&D



SPECIFICATIONS

| | |
|--------------------------|---|
| Application | A premium suction and delivery hose for the pneumatic and hydraulic conveying of abrasive materials, such as cement, sand, phosphates, quartz, dolomite, waste glass, dry mixed animal feed, grain, bark, wood shavings, etc. |
| Feature | <p>The entire feed system is very easy to assemble due to a specially designed coupling system.</p> <p>Average wear of the tube 50 mm³ [according to DIN ISO 4649:2021].</p> <p>Colored wear indicator – for early detection that a replacement is required.</p> <p>MSHA approved cover: MSHA IC-8/19.</p> <p>External, segmented coupling system allows easy replacement of hose. Couplings can normally be reused.</p> |
| Temperature range | -35°C / +80°C. |
| Safety factor | 3,2 : 1 |
| Tube | NR/BR/SBR, black, abrasion resistant, electrically conductive, colored wear indicator. |
| Reinforcement | Textile wrapped, zinc plated wire helix. |
| Cover | EPDM/SBR, black, resistant to ozone and weather, abrasion resistant, electrically conductive, corrugated with cloth impression. |
| Marking | continuous blue mylartape, white letters: „SEMPERIT [S] SIGMA® plus FS 3320 S&D WP 10 bar Made in Europe // // // // //“. |
| Notice | <p>ATTENTION: Please refer to the Semperit resistance list or, in case of doubt, contact Semperit.</p> <p>ATTENTION: Please see the special handling and storage guidelines for our Sigma® system. On request: reducers, elbow fittings, branches, adaptors, shut-off valves, etc.</p> |

TECHNICAL DETAILS

| Article number | Internal-Ø | | Wall width | External-Ø | Work. pressure [max.] | Number of inserts | Bending radius [min.] | Weight approx. | Coil length [max.] |
|----------------|------------|-------|------------|------------|-----------------------|-------------------|-----------------------|----------------|--------------------|
| | mm | inch | mm | mm | bar | | mm | kg/m | m |
| 64574 5140 | 50,8 | 2 | 12,0 | 74,8 | 10 | 2 | 250 | 3,0 | 40 |
| 64574 6340 | 63,5 | 2 1/2 | 12,0 | 87,5 | 10 | 2 | 300 | 4,0 | 40 |
| 64574 7640 | 76,2 | 3 | 19,0 | 114,2 | 10 | 2 | 350 | 8,0 | 40 |
| 64574 0040 | 101,6 | 4 | 15,5 | 132,6 | 10 | 2 | 500 | 8,0 | 40 |
| 64574 1202 | 127,0 | 5 | 17,5 | 162,0 | 10 | 4 | 650 | 12,4 | 20 |
| 64574 1502 | 152,4 | 6 | 18,0 | 188,4 | 10 | 4 | 750 | 14,3 | 20 |
| 64574 2012 | 203,2 | 8 | 19,0 | 241,2 | 10 | 4 | 1250 | 18,8 | 13,3 |

Vacuum resistance up to 152mm ID -0.9 bar; bigger sizes -0.7 bar.

3

**WATER / WASTE WATER
SUCTION AND DELIVERY
HEAVY DUTY**

IESD

Air/Water - EPDM - 10 bar - S&D



SPECIFICATIONS

| | |
|--------------------------|---|
| Application | Suction and delivery hose for heavy duty use for media such as waste water, sewage and service water. Multi-purpose hose for use in mining, industry, agriculture, gardening, etc. |
| Feature | EPDM tube and cover resistant to heat, sunlight, ozone and weather. Dimensionally stable and highly flexible. |
| Temperature range | -30°C / +95°C. |
| Safety factor | 3 : 1 |
| Tube | EPDM, black, smooth. |
| Reinforcement | Textile wrapped, zinc plated double steel wire helix (DN > 50,0 zinc plated steel wire helix). |
| Cover | EPDM, black, resistant to ozone and weather, cloth impression. |
| Marking | continuous mylartape, white letters: "SEMPERIT (S) IESD EPDM Wasser / Water S&D 10 bar Made in Europe". |

TECHNICAL DETAILS

| Article number | Internal-Ø | | Wall width | External-Ø | Work. pressure [max.] | Number of inserts | Bending radius [min.] | Weight approx. | Coil length [max.] |
|----------------|------------|-------|------------|------------|-----------------------|-------------------|-----------------------|----------------|--------------------|
| | mm | inch | | | | | | | |
| 64609 1950 | 19,0 | 3/4 | 5,0 | 29,0 | 10 | 2 | 95 | 0,60 | 40 |
| 64609 2550 | 25,0 | 1 | 5,0 | 35,0 | 10 | 2 | 125 | 0,70 | 40 |
| 64609 3250 | 32,0 | 1 1/4 | 5,0 | 42,0 | 10 | 2 | 160 | 0,90 | 40 |
| 64609 3850 | 38,0 | 1 1/2 | 5,0 | 48,0 | 10 | 2 | 200 | 1,00 | 40 |
| 64609 5050 | 50,0 | | 5,0 | 60,0 | 10 | 2 | 255 | 1,55 | 40 |
| 64609 6360 | 63,5 | 2 1/2 | 6,0 | 75,5 | 10 | 2 | 325 | 2,10 | 40 |
| 64609 7560 | 75,0 | | 6,0 | 87,0 | 10 | 2 | 380 | 2,35 | 40 |
| 64609 7860 | 76,2 | 3 | 6,0 | 88,2 | 10 | 2 | 380 | 2,50 | 40 |
| 64609 0270 | 101,6 | 4 | 7,0 | 115,6 | 10 | 2 | 530 | 3,92 | 40 |
| 64609 0580 | 127,0 | 5 | 8,0 | 145,0 | 10 | 2 | 600 | 5,70 | 40 |
| 64609 0685 | 152,0 | 6 | 8,5 | 172,0 | 10 | 2 | 800 | 7,52 | 20 |
| 64609 0810 | 203,0 | 8 | 10,0 | 223,0 | 10 | 2 | 1100 | 11,60 | 20 |

Vacuum resistance up to -0.9 bar

IFSD

Air/Water - SBR - 10 bar - S&D



SPECIFICATIONS

| | |
|--------------------------|---|
| Application | Suction and delivery hose for heavy duty use for media such as waste water, sewage and service water. |
| Temperature range | -35°C / +80°C. |
| Safety factor | 3 : 1 |
| Tube | SBR, black, smooth. |
| Reinforcement | Textile wrapped, zinc plated double steel wire helix (DN > 50,0 zinc plated steel wire helix). |
| Cover | SBR, black, resistant to ozone and weather, abrasion resistant, cloth impression. |
| Marking | continuous mylartape, white letters: "SEMPERIT (S) IFSD WATER S&D WP 10 BAR Made in Europe". |

TECHNICAL DETAILS

| Article number | Internal-Ø | | Wall width mm | External-Ø mm | Work. pressure (max.) bar | Number of inserts | Bending radius (min.) mm | Weight approx. kg/m | Coil length (max.) m |
|----------------|------------|-------|------------------|------------------|------------------------------|-------------------|-----------------------------|------------------------|-------------------------|
| | mm | inch | | | | | | | |
| 64600 2550 | 25,0 | 1 | 5,0 | 35,0 | 10 | 2 | 100 | 0,81 | 40 |
| 64600 3250 | 32,0 | 1 1/4 | 5,0 | 42,0 | 10 | 2 | 120 | 0,88 | 40 |
| 64600 3850 | 38,0 | 1 1/2 | 5,0 | 48,0 | 10 | 2 | 150 | 1,13 | 40 |
| 64600 5050 | 50,0 | | 5,0 | 60,0 | 10 | 2 | 200 | 1,55 | 40 |
| 64600 6360 | 63,5 | 2 1/2 | 6,0 | 75,5 | 10 | 2 | 300 | 2,10 | 40 |
| 64600 7560 | 75,0 | | 6,0 | 87,0 | 10 | 2 | 350 | 2,35 | 40 |
| 64600 7660 | 76,2 | 3 | 6,0 | 88,2 | 10 | 2 | 350 | 2,50 | 40 |
| 64600 9070 | 90,0 | | 7,0 | 104,0 | 10 | 2 | 450 | 2,70 | 40 |
| 64600 0270 | 101,6 | 4 | 7,0 | 115,6 | 10 | 2 | 500 | 3,68 | 40 |
| 64600 0580 | 127,0 | 5 | 8,0 | 143,0 | 10 | 2 | 600 | 5,70 | 40 |
| 64600 0685 | 152,0 | 6 | 8,5 | 169,0 | 10 | 2 | 800 | 7,52 | 20 |
| 64600 0810 | 203,0 | 8 | 10,0 | 223,0 | 10 | 2 | 1100 | 11,60 | 20 |


Vacuum resistance to -0.9 bar

4

AIR / WATER

PLW20

Air/Water - 20 bar



SPECIFICATIONS

| | |
|--------------------------|--|
| Application | A flexible air and water hose for use in industry, commerce and on construction sites. |
| Temperature range | -30°C / +70°C. |
| Safety factor | 3 : 1 |
| Tube | Synthetic rubber, black, suitable for oil-laden air, smooth. |
| Reinforcement | Textile spiral (DN > 32 wrapped). |
| Cover | Synthetic rubber, black, resistant to ozone and weather, smooth (DN > 32 cloth impression). |
| Marking | continuous inkjet, white letters: "SEMPERIT (S) PLW20 Luft/Wasser Air/Water WP 20 bar/BP 60 bar DN MADE IN EU //////////////". DN >32 continuous mylartape, white letters: "SEMPERIT (S) PLW20 Luft/Wasser Air/Water WP 20 bar/BP 60 bar MADE IN EU //////////////". |
| Notice | Larger dimensions available on request. |

TECHNICAL DETAILS

| Article number | Internal-Ø | | Wall width | External-Ø | Work. pressure [max.] | Number of inserts | Bending radius [min.] | Weight approx. | Coil length [max.] |
|----------------|------------|-------|------------|------------|-----------------------|-------------------|-----------------------|----------------|--------------------|
| | mm | inch | mm | mm | bar | | mm | | |
| 68102 0630 | 6,0 | 1/4 | 3,0 | 12,0 | 20 | 2 | 60 | 0,13 | 50 |
| 68102 0640 | 6,0 | 1/4 | 4,0 | 14,0 | 20 | 2 | 60 | 0,17 | 50 |
| 68102 0835 | 8,0 | 5/16 | 3,5 | 15,0 | 20 | 2 | 80 | 0,17 | 50 |
| 68102 0845 | 8,0 | 5/16 | 4,5 | 17,0 | 20 | 2 | 80 | 0,25 | 50 |
| 68102 1035 | 10,0 | 3/8 | 3,5 | 17,0 | 20 | 2 | 100 | 0,20 | 50 |
| 68102 1335 | 13,0 | 1/2 | 3,5 | 20,0 | 20 | 2 | 130 | 0,24 | 50 |
| 68102 1340 | 13,0 | 1/2 | 4,0 | 21,0 | 20 | 2 | 130 | 0,29 | 50 |
| 68102 1635 | 16,0 | 5/8 | 3,5 | 23,0 | 20 | 2 | 160 | 0,29 | 50 |
| 68102 1650 | 16,0 | 5/8 | 5,0 | 26,0 | 20 | 2 | 160 | 0,46 | 50 |
| 68102 1935 | 19,0 | 3/4 | 3,5 | 26,0 | 20 | 2 | 190 | 0,35 | 50 |
| 68102 1950 | 19,0 | 3/4 | 5,0 | 29,0 | 20 | 2 | 220 | 0,52 | 50 |
| 68102 2540 | 25,0 | 1 | 4,0 | 33,0 | 20 | 2 | 250 | 0,49 | 50 |
| 68102 2550 | 25,0 | 1 | 5,0 | 35,0 | 20 | 2 | 250 | 0,65 | 50 |
| 68102 3265 | 32,0 | 1 1/4 | 6,5 | 45,0 | 20 | 2 | 320 | 1,10 | 50 |
| 48410 3865 | 38,0 | 1 1/2 | 6,5 | 51,0 | 20 | 2 | 350 | 1,20 | 40 |
| 48410 5070 | 50,0 | | 7,0 | 64,0 | 20 | 4 | 500 | 1,55 | 40 |
| 48410 6380 | 63,5 | 2 1/2 | 8,0 | 79,5 | 20 | 4 | 630 | 2,38 | 40 |
| 48410 7580 | 75,0 | | 8,0 | 91,0 | 20 | 4 | 750 | 2,65 | 40 |

PL1

Air/Water - 20 bar - yellow



SPECIFICATIONS

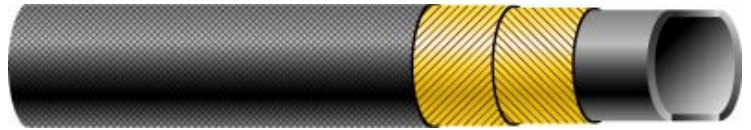
| | |
|--------------------------|--|
| Application | Suitable for delivering compressed air and water in power plant, road construction, tunneling and quarrying. |
| Feature | Easily identified due to distinctive colour. |
| Temperature range | -40°C / +100°C. |
| Safety factor | 3 : 1 |
| Tube | EPDM, black, suitable for oil-laden air, smooth. |
| Reinforcement | Textile spiral [DN > 25 wrapped]. |
| Cover | EPDM, yellow, resistant to ozone and weather, abrasion resistant, smooth [DN > 25 cloth impression]. |
| Marking | continuous inkjet, black letters: DN >25 continuous mylartape, blue letters: "SEMPERIT (S) PL1 Druckluft/Wasser Air/Water Mammut WP 20 bar/BP 60 bar MADE IN EU //////////////". |

TECHNICAL DETAILS

| Article number | Internal-Ø | | Wall width | External-Ø | Work. pressure [max.] | Number of inserts | Bending radius [min.] | Weight approx. | Coil length [max.] |
|----------------|------------|-------|------------|------------|-----------------------|-------------------|-----------------------|----------------|--------------------|
| | mm | inch | mm | mm | bar | | mm | | |
| 68416 1350 | 13,0 | 1/2 | 5,0 | 23,0 | 20 | 2 | 80 | 0,43 | 50 |
| 68416 1950 | 19,0 | 3/4 | 5,0 | 29,0 | 20 | 2 | 150 | 0,52 | 50 |
| 68416 1955 | 19,0 | 3/4 | 5,5 | 30,0 | 20 | 2 | 150 | 0,59 | 50 |
| 68416 1960 | 19,0 | 3/4 | 6,0 | 31,0 | 20 | 2 | 150 | 0,65 | 50 |
| 68416 2560 | 25,0 | 1 | 6,0 | 37,0 | 20 | 2 | 185 | 0,82 | 50 |
| 68416 2570 | 25,0 | 1 | 7,0 | 39,0 | 20 | 2 | 185 | 0,95 | 50 |
| 48426 3260 | 32,0 | 1 1/4 | 6,0 | 44,0 | 20 | 2 | 260 | 1,00 | 40 |
| 48426 3860 | 38,0 | 1 1/2 | 6,0 | 50,0 | 20 | 2 | 350 | 1,16 | 40 |
| 48426 5080 | 50,0 | | 8,0 | 66,0 | 20 | 4 | 400 | 2,30 | 40 |
| 48426 5010 | 50,0 | | 10,0 | 70,0 | 20 | 4 | 330 | 3,00 | 40 |
| 48426 5380 | 53,0 | | 8,0 | 69,0 | 20 | 4 | 420 | 2,45 | 40 |
| 48426 5310 | 53,0 | | 10,0 | 73,0 | 20 | 4 | 350 | 3,10 | 40 |
| 48426 6310 | 63,5 | 2 1/2 | 10,0 | 83,5 | 20 | 4 | 480 | 2,90 | 40 |
| 48426 7510 | 75,0 | 3 | 10,0 | 95,0 | 20 | 4 | 610 | 3,50 | 40 |
| 56426 1014 | 101,6 | 4 | 14,0 | 129,6 | 20 | 8 | 720 | 6,60 | 40 |

P16

Air/water mining - CR - 10/16 bar



SPECIFICATIONS

| | |
|--------------------------|--|
| Application | A robust water and compressed air hose for heavy duty use in underground mining. |
| Feature | Suitable for lubricant-laden compressed air and for water. Cover and tube made of flame retardant rubber in accordance with German LOBA directives. |
| Standard/Approval | DIN 20018-1:2003, LOBA. |
| Temperature range | -35°C / +80°C. |
| Safety factor | Water 2,5 : 1, Air 4 : 1 |
| Tube | CR, black, suitable for oil-laden air, electrically conductive, smooth. |
| Reinforcement | Textile wrapped. |
| Cover | CR, black, resistant to ozone and weather, abrasion resistant, resistant to oil, electrically conductive, cloth impression. |
| Marking | continuous embossed tape: "[S] Mammut - F S ID PN 10/16 DIN 20018 XQYY". |
| Notice | ATTENTION: It is vital to be aware of the different working pressures for compressed air and water. |

TECHNICAL DETAILS

| Article number | Internal-Ø | | Wall width | External-Ø | Work. pressure [max.] | | Number of inserts | Bending radius [min.] | Weight approx. | Coil length [max.] |
|----------------|------------|------|------------|------------|-----------------------|-------------|-------------------|-----------------------|----------------|--------------------|
| | mm | inch | | | Air [bar] | Water [bar] | | | | |
| 48420 1350 | 13,0 | 1/2 | 5,0 | 23,0 | 10 | 16 | 2 | 80 | 0,40 | 40 |
| 48420 1560 | 15,0 | | 6,0 | 27,0 | 10 | 16 | 2 | 100 | 0,50 | 40 |
| 48420 1960 | 19,0 | 3/4 | 6,0 | 31,0 | 10 | 16 | 2 | 150 | 0,60 | 40 |
| 48420 2570 | 25,0 | 1 | 7,0 | 39,0 | 10 | 16 | 2 | 185 | 0,85 | 40 |
| 48420 3580 | 35,0 | 13/8 | 8,0 | 51,0 | 10 | 16 | 2 | 220 | 1,35 | 40 |
| 48420 4290 | 42,0 | | 9,0 | 60,0 | 10 | 16 | 4 | 260 | 1,70 | 40 |
| 48420 5310 | 53,0 | | 10,0 | 73,0 | 10 | 16 | 4 | 350 | 2,30 | 40 |
| 48420 6511 | 65,0 | | 11,0 | 87,0 | 10 | 16 | 4 | 450 | 3,15 | 40 |
| 56420 8512 | 85,0 | | 12,0 | 109,0 | 10 | 16 | 4 | 600 | 5,00 | 20 |
| 56420 1114 | 105,0 | | 14,0 | 133,0 | 10 | 16 | 6 | 750 | 6,90 | 20 |
| 56420 0616 | 150,0 | | 16,0 | 182,0 | 10 | 16 | 8 | 1000 | 11,65 | 10 |

PLD

Air/Water - 40 bar - yellow



SPECIFICATIONS

| | |
|--------------------------|--|
| Application | A robust compressed air hose for oil-laden compressed air. Suitable for use in quarries, surface mining and road construction. |
| Feature | The steel wire reinforcement makes the hose suitable for high pressure and heavy duty applications. Easily identified due to distinctive colour. |
| Temperature range | -40°C / +100°C. |
| Safety factor | 3,15 : 1 |
| Tube | EPDM, black, suitable for oil-laden air, smooth. |
| Reinforcement | Steel braided. |
| Cover | EPDM, yellow, resistant to ozone and weather, abrasion resistant, cloth impression. |
| Marking | continuous embossed tape: "SEMPERIT [S] Druckluft Air Wire braid Luna PN 40bar". |
| Notice | Black cover available on request. |

TECHNICAL DETAILS

| Article number | Internal-Ø | | Wall width | | External-Ø | | Work. pressure [max.] bar | Number of inserts | Bending radius [min.] mm | Weight approx. kg/m | Coil length [max.] m |
|----------------|------------|-------|------------|------|------------|----|------------------------------|-------------------|-----------------------------|------------------------|-------------------------|
| | mm | inch | mm | mm | mm | mm | | | | | |
| 48400 2664 | 25,4 | 1 | 6,4 | 38,2 | 40 | 1 | 125 | 1,15 | 40 | | |
| 48400 3875 | 38,0 | 1 1/2 | 7,5 | 53,0 | 40 | 2 | 190 | 2,30 | 40 | | |
| 48400 5180 | 50,8 | 2 | 8,0 | 66,8 | 40 | 2 | 260 | 3,00 | 40 | | |
| 48400 7690 | 76,2 | 3 | 9,0 | 94,2 | 40 | 2 | 450 | 3,95 | 40 | | |

Semperit SUPREME®

High Quality Multipurpose Hose - 20 bar



SPECIFICATIONS

Application

The SUPREME® high quality multipurpose hose combines the best of the 3 most common hose applications:

- resistant to hot water and light chemicals
- resistant to oil and fuel
- resistant to high temperature

Additionally SUPREME® stands for an abrasion, ozone and weather resistant cover and ensures highest pressure rates with safety factor of 4:1.

Designed for different challenging multipurpose applications - construction sites, agriculture or industrial plants.

Feature

Our Supreme® multipurpose hose can be used for B7 [EN 590:2017] and B20 with a maximum aromatic content of 40%.

It's not recommended to use our Supreme hose for B100 (pure biodiesel / 100%FAME/RME) as well as E5 [EN 228:2017], E10, E85 and E100 as the material properties might be affected and weakened during usage.

The used high quality performance rubber ensures outstanding properties for heat and oil resistance. Therefore the used liner fulfills RMA class A and the cover compound is according to RMA class B.

The special hose construction allows a very small bending radius as well as excellent kinking behavior.

Temperature range

-40°C / Oil +135°C; Air +120°C; Water +100°C.

Safety factor

4 : 1

Tube

High quality performance rubber, black, resistant to oil and fuel, electrically conductive, smooth.

Reinforcement

Textile spiral.

Cover

High quality performance rubber, black, abrasion resistant, resistant to oil and fuel, resistant to ozone and weather, electrically conductive, smooth, 3 green longitudinal stripes.

Marking

continuous inkjet, white letters: "SEMPERIT [S] Supreme® Multi Purpose Oil/Air/Water PN 20bar DN xx Oil +135°C; Air +120°C; Water +100°C Made in EU".

Notice

The usage of our product is only allowed for land and sea applications.

ATTENTION: As temperature increases or decreases, burst pressure, safe working pressure, coupling retention properties and other safety characteristics of the hose can significantly decrease in closed systems/applications. Failure to consider how temperature and other conditions affect hose performance may cause property damage, serious bodily injury or death.

ATTENTION: For last valid information regarding oil & fuel suitability please always refer to the [Semperit oil & fuel suitability matrix](#) or, in case of doubt, contact Semperit.

ATTENTION: Not to be used as a petrol pump hose.

ATTENTION: Not suitable for the usage as fuel line hose of vehicles and in engine

compartments.
 ATTENTION: Not suitable for supply of any engine-driven vehicles

TECHNICAL DETAILS

| Article number | Internal-Ø | | Wall width | External-Ø | Work. pressure (max.) | Number of inserts | Bending radius (min.) | Weight approx. | Coil length (max.) |
|----------------|------------|-------|------------|------------|-----------------------|-------------------|-----------------------|----------------|--------------------|
| | mm | inch | mm | mm | bar | | mm | kg/m | m |
| 68515 0635 | 6.0 | 1/4 | 3.5 | 13.0 | 20 | 2 | 30 | 0.16 | 50 |
| 68515 0835 | 8.0 | 5/16 | 3.5 | 15.0 | 20 | 2 | 40 | 0.20 | 50 |
| 68515 1035 | 10.0 | 3/8 | 3.5 | 17.0 | 20 | 2 | 50 | 0.23 | 50 |
| 68515 1235 | 12.0 | | 3.5 | 19.0 | 20 | 2 | 60 | 0.26 | 50 |
| 68515 1340 | 13.0 | 1/2 | 4.0 | 21.0 | 20 | 2 | 65 | 0.31 | 50 |
| 68515 1640 | 16.0 | 5/8 | 4.0 | 24.0 | 20 | 2 | 80 | 0.39 | 50 |
| 68515 1945 | 19.0 | 3/4 | 4.5 | 28.0 | 20 | 2 | 95 | 0.51 | 50 |
| 68515 2550 | 25.0 | 1 | 5.0 | 35.0 | 20 | 2 | 125 | 0.72 | 50 |
| 68515 3260 | 32.0 | 1 1/4 | 6.0 | 44.0 | 20 | 2 | 160 | 1.05 | 50 |

MP20-EPDM

Multipurpose EPDM - 20 bar



SPECIFICATIONS

| | |
|--------------------------|---|
| Application | Highly flexible multi-purpose hose, with very good ageing, weather and abrasion resistance. Suitable for conveying air and water, as well as many chemical products in industry and agriculture [see resistance list]. |
| Feature | High EPDM quality ensures excellent ozone and weather resistance. Kink resistant due to textile reinforcement. Electrically conductive tube construction prevents the build-up of static electricity. $R < 10^6 \Omega$ [according to EN ISO 8031:2009]. |
| Temperature range | -40°C / +120°C ; max. +100°C fluid temperature in closed systems. |
| Safety factor | 4 : 1 |
| Tube | EPDM, black, electrically conductive, smooth. |
| Reinforcement | Textile spiral. |
| Cover | EPDM, black, resistant to ozone and weather, electrically conductive, smooth, 3 blue longitudinal stripes. |
| Marking | continuous inkjet, white letters: "SEMPERIT [S] MP 20-EPDM MULTI PURPOSE PN 20 BAR DN +100°C [conditionally +120°C] CONDUCTIVE R < 10 ⁶ Ohm/m MADE IN EU //". |
| Notice | If in any doubt regarding use, please contact Semperit. ATTENTION: As temperature increases or decreases, burst pressure, safe working pressure, coupling retention properties and other safety characteristics of the hose can significantly decrease in closed systems/applications. Failure to consider how temperature and other conditions affect hose performance may cause property damage, serious bodily injury or death. The hose must not be used in constantly pressurized closed systems at temperatures >100°C. ATTENTION: Please refer to the Semperit resistance list or, in case of doubt, contact Semperit. ATTENTION: The temperature of the medium must be lower than its boiling point. |

TECHNICAL DETAILS

| Article number | Internal-Ø | | Wall width | External-Ø | Work. pressure (max.) | Number of inserts | Bending radius (min.) | Weight approx. | Coil length (max.) |
|----------------|------------|-------|------------|------------|-----------------------|-------------------|-----------------------|----------------|--------------------|
| | mm | inch | mm | mm | bar | | mm | kg/m | m |
| 68024 0635 | 6.0 | 1/4 | 3.5 | 13.0 | 20 | 2 | 40 | 0.16 | 100 |
| 68024 0835 | 8.0 | 5/16 | 3.5 | 15.0 | 20 | 2 | 50 | 0.20 | 100 |
| 68024 1035 | 10.0 | 3/8 | 3.5 | 17.0 | 20 | 2 | 60 | 0.23 | 100 |
| 68024 1340 | 13.0 | 1/2 | 4.0 | 21.0 | 20 | 2 | 80 | 0.31 | 100 |
| 68024 1640 | 16.0 | 5/8 | 4.0 | 24.0 | 20 | 2 | 100 | 0.39 | 100 |
| 68024 1945 | 19.0 | 3/4 | 4.5 | 28.0 | 20 | 2 | 115 | 0.47 | 50 |
| 68024 2550 | 25.0 | 1 | 5.0 | 35.0 | 20 | 2 | 150 | 0.67 | 50 |
| 68024 3260 | 32.0 | 1 1/4 | 6.0 | 44.0 | 20 | 4 | 200 | 1.05 | 50 |
| 68024 3860 | 38.0 | 1 1/2 | 6.0 | 50.0 | 20 | 4 | 250 | 1.20 | 50 |

COLORFLEX

Multipurpose EPDM - coloured - 20 bar



SPECIFICATIONS

| | |
|--------------------------|--|
| Application | Highly flexible multi-purpose hose, with very good ageing, weather and abrasion resistance. Suitable for conveying air and water, as well as many chemical products in industry and agriculture [see resistance list]. |
| Feature | Different colours of the hose cover ensure easy recognition during usage. Available colours are: blue, red, orange, yellow, green, grey and black. High EPDM quality ensures excellent ozone and weather resistance. Kink resistant due to textile reinforcement. Electrically conductive tube construction prevents the build-up of static electricity. $R < 10^6 \Omega$ [according to EN ISO 8031:2009]. |
| Temperature range | -40°C / +120°C ; max. +100°C fluid temperature in closed systems. |
| Safety factor | 4 : 1 |
| Tube | EPDM, black, electrically conductive, smooth. |
| Reinforcement | Textile spiral. |
| Cover | EPDM, blue, resistant to ozone and weather, isolating [black: electrically conductive], smooth. |
| Marking | continuous inkjet, black or white letters: "SEMPERIT (S) COLORFLEX PN 20 BAR DN +100°C [conditionally +120°C] MADE IN EU". |
| Notice | ATTENTION: As temperature increases or decreases, burst pressure, safe working pressure, coupling retention properties and other safety characteristics of the hose can significantly decrease in closed systems/applications. Failure to consider how temperature and other conditions affect hose performance may cause property damage, serious bodily injury or death. The hose must not be used in constantly pressurized closed systems at temperatures >100°C. ATTENTION: Please refer to the Semperit resistance list or, in case of doubt, contact Semperit. ATTENTION: The temperature of the medium must be lower than its boiling point. |

TECHNICAL DETAILS

| Article number | Internal-Ø | | Wall width | External-Ø | Work. pressure (max.) | Number of inserts | Bending radius (min.) | Weight approx. | Coil length (max.) |
|----------------|------------|-------|------------|------------|-----------------------|-------------------|-----------------------|----------------|--------------------|
| | mm | inch | mm | mm | bar | | mm | kg/m | m |
| 68480 0635 | 6.0 | 1/4 | 3.5 | 13.0 | 20 | 2 | 40 | 0.15 | 100 |
| 68480 0835 | 8.0 | 5/16 | 3.5 | 15.0 | 20 | 2 | 50 | 0.18 | 100 |
| 68480 1035 | 10.0 | 3/8 | 3.5 | 17.0 | 20 | 2 | 60 | 0.21 | 100 |
| 68480 1235 | 12.0 | 9/16 | 3.5 | 19.0 | 20 | 2 | 72 | 0.25 | 100 |
| 68480 1340 | 13.0 | 1/2 | 4.0 | 21.0 | 20 | 2 | 80 | 0.30 | 100 |
| 68480 1640 | 16.0 | 5/8 | 4.0 | 24.0 | 20 | 2 | 100 | 0.35 | 100 |
| 68480 1945 | 19.0 | 3/4 | 4.5 | 28.0 | 20 | 2 | 115 | 0.47 | 50 |
| 68480 2550 | 25.0 | 1 | 5.0 | 35.0 | 20 | 2 | 150 | 0.67 | 50 |
| 68480 3260 | 32.0 | 1 1/4 | 6.0 | 44.0 | 20 | 4 | 200 | 1.05 | 50 |
| 68480 3865 | 38.0 | 1 1/2 | 6.5 | 51.0 | 15 | 4 | 230 | 1.42 | 50 |

68480.... blue, 68481.... red, 68482.... orange, 68483.... yellow, 68484.... green, 68485.... grey, 68486.... black.

PWM20

Air/Water - 20 bar EN45545



SPECIFICATIONS

| | |
|--------------------------|--|
| Application | A flexible air and water hose for use in industry, commerce and on construction sites, where flame retardance is requested. Hose suitable for cooling systems (e.g. water, glycol), for e.g. in windmills and server stations and similar industrial applications. |
| Feature | High EPDM quality ensures excellent ozone and weather resistance. Kink resistant due to textile reinforcement. Electrically conductive tube construction prevents the build-up of static electricity. $R < 10^6 \Omega$ [according to EN ISO 8031:2020]. |
| Standard/approval | Flame retardant according EN45545- 2 (R22 / HL1 and R23 / HL2). |
| Temperature range | -40°C / +120°C (for water); + 100°C (for air). |
| Safety factor | 3 : 1 |
| Tube | EPDM, black, suitable for oil-laden air, smooth. |
| Reinforcement | Textile wrapped. |
| Cover | EPDM, black, resistant to ozone and weather, cloth impression. |
| Marking | continuous embossed tape: "SEMPERIT [S] PWM 20bar Air/Water WP 20 bar/BP 60 bar EN45545-2 R22 / HL1 ; R23 / HL2 Made in EU // // // //". |

TECHNICAL DETAILS

| Article number | Internal-Ø | | Wall width mm | External-Ø mm | Work. pressure [max.] bar | Number of inserts | Bending radius [min.] mm | Weight approx. kg/m | Coil length [max.] m |
|----------------|------------|------|------------------|------------------|------------------------------|-------------------|-----------------------------|------------------------|-------------------------|
| | mm | inch | | | | | | | |
| 48415 1345 | 13.0 | 1/2 | 4.5 | 22.0 | 20 | 2 | 65 | 0.40 | 40 |
| 48415 1650 | 16.0 | 5/8 | 5.0 | 26.0 | 20 | 2 | 80 | 0.45 | 40 |
| 48415 1960 | 19.0 | 3/4 | 6.0 | 31.0 | 20 | 2 | 95 | 0.60 | 40 |
| 48415 2560 | 25.0 | 1 | 6.0 | 37.0 | 20 | 2 | 125 | 0.85 | 40 |

5

HOT WATER / STEAM

SUPRA

Multi purpose hose - 15 bar - D



SPECIFICATIONS

| | |
|--------------------------|--|
| Application | High quality and flexible hot water – and cleaning hose, with excellent aging and weather resistance as well good abrasion resistance Due to the robust construction manifold applicable for the transport of hot water and various chemicals (see our resistance list) in industry, molding machines, on construction sites and machines in agricultural field. |
| Feature | The high quality EPDM/SBR-cover ensures an excellent ozone and weather resistance. Cover is MSHA approved IC-8/19 and oil resistant (tested in accordance with SAE J517:2017). High flexibility combined with very good kinking resistance due to textile reinforcement. Electrically conductive construction prevents the build-up of static electricity $R < 10^6 \Omega$ [according to EN ISO 8031:2020]. |
| Temperature range | -40°C / +120°C. Steam cleaning without pressure up to 130°C / max. 30 min. |
| Safety factor | 3 : 1 |
| Tube | EPDM, black, electrically conductive, smooth. |
| Reinforcement | Textile wrapped. |
| Cover | EPDM/SBR, black, resistant to oil, resistant to ozone and weather, electrically conductive, cloth impression. |
| Marking | continuous mylartape, green tape, transparent letters: "SEMPERIT [S] SUPRA Heißwasser / Hot Water WP 15 bar +120°C Ω MSHA IC – 8/19 MADE IN EU //////////////". |
| Notice | ATTENTION: Please refer to the Semperit resistance list or, in case of doubt, contact Semperit. ATTENTION: The temperature of the medium must be lower than its boiling point. ATTENTION: Hot water hose is not suitable for steam applications, (for steam use we recommend DS1, DS2, DS3). |

TECHNICAL DETAILS

| Article number | Internal-Ø | Wall width | External-Ø | Work. pressure [max.] | Number of inserts | Bending radius [min.] | Weight approx. | Coil length [max.] |
|----------------|------------|------------|------------|-----------------------|-------------------|-----------------------|----------------|--------------------|
| | mm | mm | mm | bar | | mm | kg/m | m |
| 48441 3865 | 38,0 | 6,5 | 51,0 | 15 | 2 | 175 | 1,00 | 40 |
| 48441 4575 | 45,0 | 7,5 | 60,0 | 15 | 4 | 200 | 1,50 | 40 |
| 48441 5075 | 50,0 | 7,5 | 65,0 | 15 | 4 | 225 | 2,00 | 40 |
| 48441 7580 | 75,0 | 8,0 | 91,0 | 15 | 4 | 650 | 2,80 | 40 |

DHH

Hot water - EPDM - 10 bar - D



SPECIFICATIONS

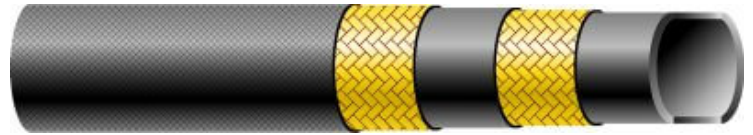
| | |
|--------------------------|---|
| Application | A flexible hose for conveying hot water for many applications in industry. Suitable for transporting anti-freezing agents in cars, tractors and trucks. |
| Temperature range | -45°C / +120°C. max. +100°C fluid temperature in closed systems. |
| Safety factor | 5 : 1 |
| Tube | EPDM, black, smooth. |
| Reinforcement | Textile wrapped. |
| Cover | EPDM, black, resistant to ozone and weather, cloth impression. |
| Marking | embossed tape: "SEMPERIT (S) DHH HOT WATER WP 10 BAR / +100°C (conditionally +120°C) MADE IN EU". |
| Notice | <p>ATTENTION: Hot water hose is not suitable for steam applications, (for steam use we recommend DS1 ultra, DS2, DS3).</p> <p>ATTENTION: As temperature increases or decreases, burst pressure, safe working pressure, coupling retention properties and other safety characteristics of the hose can significantly decrease in closed systems/applications. Failure to consider how temperature and other conditions affect hose performance may cause property damage, serious bodily injury or death. The hose must not be used in constantly pressurized closed systems at temperatures >100°C.</p> <p>ATTENTION: The temperature of the medium must be lower than its boiling point.</p> |

TECHNICAL DETAILS

| Article number | Internal-Ø | | Wall width | External-Ø | Work. pressure [max.] | Number of inserts | Bending radius [min.] | Weight approx. | Coil length [max.] |
|----------------|------------|-------|------------|------------|-----------------------|-------------------|-----------------------|----------------|--------------------|
| | mm | inch | mm | mm | bar | | mm | kg/m | m |
| 48444 1350 | 13.0 | 1/2 | 5.0 | 23.0 | 10 | 2 | 50 | 0.35 | 40 |
| 48444 1650 | 16.0 | 5/8 | 5.0 | 26.0 | 10 | 2 | 80 | 0.40 | 40 |
| 48444 1945 | 19.0 | 3/4 | 4.5 | 28.0 | 10 | 2 | 110 | 0.45 | 40 |
| 48444 1950 | 19.0 | 3/4 | 5.0 | 29.0 | 10 | 2 | 100 | 0.50 | 40 |
| 48444 2550 | 25.0 | 1 | 5.0 | 35.0 | 10 | 2 | 125 | 0.60 | 40 |
| 48444 2555 | 25.0 | 1 | 5.5 | 36.0 | 10 | 2 | 125 | 0.65 | 40 |
| 48444 3260 | 32.0 | 1 1/4 | 6.0 | 44.0 | 10 | 2 | 150 | 0.80 | 40 |
| 48444 3860 | 38.0 | 1 1/2 | 6.0 | 50.0 | 10 | 2 | 190 | 1.05 | 40 |
| 48444 5175 | 51.0 | 2 | 7.5 | 66.0 | 10 | 2 | 223 | 1.20 | 40 |
| 48444 6375 | 63.5 | 2 1/2 | 7.5 | 78.5 | 10 | 4 | 270 | 1.95 | 40 |
| 64444 7680 | 76.0 | 3 | 8.0 | 92.0 | 10 | 4 | 310 | 2.50 | 40 |
| 64444 1010 | 102.0 | 4 | 10.0 | 122.0 | 10 | 4 | 370 | 4.30 | 40 |

DS1 ultra

Steam wire - 18/55 bar - EN ISO 6134 2A



SPECIFICATIONS

| | |
|--------------------------|---|
| Application | For the use of saturated steam and hot water in the chemical and petrochemical industry, as well as in plant engineering, the construction industry and shipbuilding. |
| Feature | The DS1 <i>ultra</i> is designed for highest demands in industry. Two braids of zinc-plated steel-wire offer best resistance to superheated steam (up to + 230 ° C) and prevents corrosion. DS1 <i>ultra</i> is characterized by a high flexibility, small bending radius and small bending force as well. Electrically conductive: Resistance $R < 10^6$ Ohm. |
| Standard/Approval | EN ISO 6134:2017 Type 2, class A. |
| Temperature range | -40°C / +210°C [saturated steam], peak +230°C [super heated steam]; +120°C [hot water]. |
| Safety factor | Steam 10 : 1, Hot water 3,15 : 1 |
| Tube | EPDM, black, electrically conductive, smooth. |
| Reinforcement | Zinc plated steel braided. |
| Cover | EPDM, black, resistant to ozone and weather, electrically conductive, cloth impression. |
| Marking | continuous mylartape, red letters: "SEMPERIT [S] DS 1 <i>ultra</i> Sattdampf / Saturated Steam WP 18 bar 210°C [peak +230°C] $R < 10^6$ Ohm MADE IN EU // // // //", as well as continuous embossed tape "SEMPERIT [S] DS1 <i>ultra</i> EN ISO 6134:2017 2A DAMPF / STEAM - PN 18 bar [1,8 MPa] 210 °C [peak 230°C] NW Ω xQ/YY [with EN dimensions]. |
| Notice | ATTENTION: Use only suitable fittings [clamp fittings according to EN 14423:2016]. ATTENTION: Superheated steam shortens considerably the service life of the hose! ATTENTION: Please refer to our saturated steam table. |

TECHNICAL DETAILS

| Article number | Internal-Ø | | Wall width | External-Ø | Work. pressure [max.] | | Number of inserts | Bending radius [min.] | Weight approx. | Coil length [max.] |
|----------------|------------|-------|------------|------------|-----------------------|-----------------|-------------------|-----------------------|----------------|--------------------|
| | mm | inch | mm | mm | Satur. steam [bar] | Hot water [bar] | | mm | kg/m | m |
| 68707 1360 | 13,0 | 1/2 | 6,0 | 25,0 | 18 | 55 | 2 | 65 | 0,55 | 40 |
| 68707 1366 | 13,0 | 1/2 | 6,0 | 25,0 | 18 | 55 | 2 | 65 | 0,55 | 60 |
| 68707 1660 | 16,0 | 5/8 | 6,0 | 28,0* | 18 | 55 | 2 | 75 | 0,60 | 40 |
| 68707 1960 | 19,0 | 3/4 | 6,0 | 31,0* | 18 | 55 | 2 | 90 | 0,70 | 40 |
| 68707 1970 | 19,0 | 3/4 | 7,0 | 33,0 | 18 | 55 | 2 | 90 | 0,85 | 40 |
| 68707 1976 | 19,0 | 3/4 | 7,0 | 33,0 | 18 | 55 | 2 | 90 | 0,85 | 60 |
| 48707 2575 | 25,0 | 1 | 7,5 | 40,0 | 18 | 55 | 2 | 145 | 1,10 | 40 |
| 48707 3280 | 32,0 | 1 1/4 | 8,0 | 48,0 | 18 | 55 | 2 | 200 | 1,55 | 40 |
| 48707 3880 | 38,0 | 1 1/2 | 8,0 | 54,0 | 18 | 55 | 2 | 240 | 1,80 | 40 |
| 48707 5090 | 50,0 | | 9,0 | 68,0 | 18 | 55 | 2 | 340 | 2,65 | 40 |
| 48707 5190 | 50,8 | 2 | 9,0 | 68,8 | 18 | 55 | 2 | 340 | 2,65 | 40 |

Vacuum resistance up to ID 32: - 0.8 bar; up to ID 50: -0.4 bar * No EN ISO 6134:2017 dimension

DS2-black

Steam wire - EPDM - 18/55 bar - D - black



SPECIFICATIONS

| | |
|--------------------------|--|
| Application | Suitable for conveying saturated steam and hot water. |
| Standard/Approval | According BS 5342:1985 2A. |
| Temperature range | -35°C / +210°C [saturated steam], +95°C [hot water]. |
| Safety factor | Steam 10 : 1, Hot water 3,15 : 1 |
| Tube | EPDM, black, electrically conductive, smooth. |
| Reinforcement | Steel braided. |
| Cover | EPDM, black, resistant to ozone and weather, cloth impression. |
| Marking | continuous embossed tape: "SEMPERIT [S] DS2 STEAM HOSE BS 5342:2A ID MM/YY 18 bar/210°C 250psi/410°F DRAIN AFTER USE MADE IN EU //". |
| Notice | ATTENTION: Superheated steam [e.g. 18bar, 232°C] shortens considerably the service life of the hose! ATTENTION: Please refer to the saturated steam table. Other lengths (up to 60m) for ID up to 25mm available on request. |

TECHNICAL DETAILS

| Article number | Internal-Ø | | Wall width | External-Ø | Work. pressure [max.] | | Number of inserts | Bending radius [min.] | Weight approx. | Coil length [max.] |
|----------------|------------|-------|------------|------------|-----------------------|-----------------|-------------------|-----------------------|----------------|--------------------|
| | mm | inch | | | Satur. steam [bar] | Hot water [bar] | | | | |
| 68700 1355 | 13,5 | 1/2 | 5,5 | 24,5 | 18 | 55 | 1 | 80 | 0,50 | 40 |
| 68700 1960 | 19,0 | 3/4 | 6,0 | 31,0 | 18 | 55 | 1 | 110 | 0,65 | 40 |
| 68700 2565 | 25,0 | 1 | 6,5 | 38,0 | 18 | 55 | 2 | 170 | 1,00 | 40 |
| 48700 3270 | 32,0 | 1 1/4 | 7,0 | 46,0 | 18 | 55 | 2 | 150 | 1,30 | 40 |
| 48700 3875 | 38,0 | 1 1/2 | 7,5 | 53,0 | 18 | 55 | 2 | 200 | 1,55 | 40 |
| 48700 5180 | 50,8 | 2 | 8,0 | 67,0 | 18 | 55 | 2 | 300 | 2,15 | 40 |
| 48700 7685 | 76,2 | 3 | 8,5 | 93,0 | 18 | 55 | 2 | 450 | 3,40 | 40 |

* DN 13,5 and DN 76,2 are no BS 5342:1985 2A dimensions

DS2-red

Steam wire - EPDM - 18/55 bar - D - red



SPECIFICATIONS

| | |
|--------------------------|--|
| Application | Suitable for conveying saturated steam and hot water. |
| Standard/Approval | According BS 5342:1985 2A. |
| Temperature range | -35°C / +210°C [saturated steam], +95°C [hot water]. |
| Safety factor | Steam 10 : 1, Hot water 3,15 : 1 |
| Tube | EPDM, black, electrically conductive, smooth. |
| Reinforcement | Steel braided. |
| Cover | EPDM, red, resistant to ozone and weather, cloth impression. |
| Marking | continuous embossed tape: "SEMPERIT [S] DS2 STEAM HOSE BS 5342:2A ID MM/YY 18 bar/210°C 250psi/410°F DRAIN AFTER USE MADE IN EU //////////////". |
| Notice | ATTENTION: Superheated steam (e.g. 18bar, 232°C) shortens considerably the service life of the hose! ATTENTION: Please refer to the saturated steam table. Other lengths (up to 60m) for ID up to 25mm available on request. |

TECHNICAL DETAILS

| Article number | Internal-Ø | | Wall width | External-Ø | Work. pressure [max.] | | Number of inserts | Bending radius [min.] | Weight approx. | Coil length [max.] |
|----------------|------------|-------|------------|------------|-----------------------|-----------------|-------------------|-----------------------|----------------|--------------------|
| | mm | inch | mm | mm | Satur. steam [bar] | Hot water [bar] | | mm | kg/m | |
| 68704 1355 | 13,5 | 1/2 | 5,5 | 24,5 | 18 | 55 | 1 | 80 | 0,50 | 40 |
| 68704 1960 | 19,0 | 3/4 | 6,0 | 31,0 | 18 | 55 | 1 | 110 | 0,65 | 40 |
| 68704 2565 | 25,0 | 1 | 6,5 | 38,0 | 18 | 55 | 2 | 170 | 1,00 | 40 |
| 48704 3270 | 32,0 | 1 1/4 | 7,0 | 46,0 | 18 | 55 | 2 | 150 | 1,30 | 40 |
| 48704 3875 | 38,0 | 1 1/2 | 7,5 | 53,0 | 18 | 55 | 2 | 200 | 1,60 | 40 |
| 48704 5180 | 50,8 | 2 | 8,0 | 67,0 | 18 | 55 | 2 | 300 | 2,15 | 40 |
| 48704 7685 | 76,2 | 3 | 8,5 | 93,0 | 18 | 55 | 2 | 450 | 3,40 | 40 |

* DN 13,5 and DN 76,2 are no BS 5342:1985 2A dimensions

6

FIRE FIGHTING

INP-UPE-WRAP

Fire Fighting Hose - 40 bar - EN 1947 type C, class 3



SPECIFICATIONS

| | |
|--------------------------|--|
| Application | High quality fire fighting hose used for fire engines. |
| Feature | The special coating of the cover provides a very low friction coefficient for easy handling during usage as well as dirt resistance and easy cleaning. |
| Standard/Approval | EN 1947:2014, category II, type C, class 3. |
| Temperature range | -35°C / +80°C. |
| Safety factor | 3 : 1 |
| Tube | EPDM, black, smooth. |
| Reinforcement | Textile braided. |
| Cover | UPE, black, highly abrasion and weather resistant, cloth impression. |
| Marking | continuous embossed tape: "SEMPERIT [S] INP UPE EN 1947:2014 - II - C - 3 - ID - PN MPa [bar] - XQ/YYYYY". |

TECHNICAL DETAILS

| Article number | Internal-Ø | | Wall width | External-Ø | Work. pressure [max.] | Number of inserts | Bending radius [min.] | Weight approx. | Coil length [max.] |
|----------------|------------|------|------------|------------|-----------------------|-------------------|-----------------------|----------------|--------------------|
| | mm | inch | mm | mm | bar | | mm | kg/m | m |
| 68478 1966 | 19,0 | 3/4 | 6,5 | 32,0 | 40 | 2 | 120 | 0,61 | 60 |
| 68478 2566 | 25,0 | 1 | 6,0 | 37,0 | 40 | 2 | 130 | 0,84 | 60 |

IWF

Fire Fighting Hose - 22 bar - EN 3-7



SPECIFICATIONS

| | |
|--------------------------|--|
| Application | Flexible hose used for fire extinguishers. Suitable for transporting water and fire extinguishing substances. |
| Standard/Approval | EN 3-7:2007. |
| Temperature range | -40°C / +100°C, flow medium up to +50°C. |
| Safety factor | 3 : 1 |
| Tube | EPDM, black, smooth. |
| Reinforcement | Textile spiral. |
| Cover | EPDM, black, resistant to ozone and weather, smooth. |
| Marking | none. |

TECHNICAL DETAILS

| Article number | Internal-Ø | | Wall width | External-Ø | Work. pressure [max.] | Number of inserts | Bending radius [min.] | Weight approx. | Coil length [max.] |
|----------------|------------|------|------------|------------|-----------------------|-------------------|-----------------------|----------------|--------------------|
| | mm | inch | mm | mm | bar | | mm | | |
| 68901 1230 | 12,0 | 1/2 | 3,0 | 18,0 | 22 | 2 | 70 | 0,21 | 50 |
| 68901 1340 | 13,0 | 1/2 | 4,0 | 21,0 | 22 | 2 | 75 | 0,29 | 50 |
| 68901 1650 | 16,0 | 5/8 | 5,0 | 26,0 | 22 | 2 | 95 | 0,47 | 50 |

IWFS

Fire Fighting Hose - 12 bar - EN 694 Typ A1



SPECIFICATIONS

| | |
|--------------------------|--|
| Application | High quality service water hose for reel mounted fire fighting equipment [e.g. airports, buildings and industrial installations, indoors]. |
| Feature | Short term temperature resistant up to +200°C acc. to EN694:2014 Type A1. |
| Standard/Approval | EN 694:2014 Type A1. |
| Temperature range | -20°C / +60°C. |
| Safety factor | 3,5 : 1 |
| Tube | EPDM, black, smooth. |
| Reinforcement | Textile spiral. |
| Cover | EPDM, black, resistant to ozone and weather, smooth. |
| Marking | continuous inkjet, white letters: "SEMPERIT (S) IWFS - EN 694:2014 [CSN EN 694:2018] - A - 1 - ID - 1,2[12] - XQ/20YY". |

TECHNICAL DETAILS

| Article number | Internal-Ø | | Wall width | External-Ø | Work. pressure [max.] | Number of inserts | Bending radius [min.] | Weight approx. | Coil length [max.] |
|----------------|------------|------|------------|------------|-----------------------|-------------------|-----------------------|----------------|--------------------|
| | mm | inch | mm | mm | bar | | mm | kg/m | m |
| 68023 1940 | 19,0 | 3/4 | 4,0 | 27,0 | 12 | 2 | 114 | 0,42 | 50 |
| 68023 2545 | 25,0 | 1 | 4,5 | 34,0 | 12 | 2 | 150 | 0,60 | 50 |

7

**OIL / FUEL HOSES –
TRANSPORT AND
DELIVERY, MOBILE TANKS**

TMR4

Oil - S&D - SAE R4



SPECIFICATIONS

| | |
|--------------------------|---|
| Application | Suitable for use as an oil return hose according to SAE 100/R4. |
| Standard/Approval | SAE J517 Type: SAE 100/R4: 2017. |
| Temperature range | -40°C / +100°C. |
| Safety factor | 4 : 1 |
| Tube | NBR, black, antistatic, smooth. |
| Reinforcement | Textile wrapped, zinc plated double steel wire helix (DN > 50,0 zinc plated steel wire helix). |
| Cover | SBR/EPDM, black, resistant to ozone and weather, abrasion resistant, limited resistant to oil, cloth impression. |
| Marking | continuous embossed tape: "SEMPERIT [S] TMR4 Öl/Oil SD SAE 100/R4-ID MAX. W.P. MPa bar XQ/YY". |
| Notice | Hose is only suitable for oils according to SAE 100/R4. ATTENTION: It is vital to be aware of the different working pressures. |

TECHNICAL DETAILS

| Article number | Internal-Ø | | Wall width | External-Ø | Work. pressure [max.] | Number of inserts | Bending radius [min.] | Weight approx. | Coil length [max.] |
|----------------|------------|-------|------------|------------|-----------------------|-------------------|-----------------------|----------------|--------------------|
| | mm | inch | | | | | | | |
| 48815 1950 | 19,0 | 3/4 | 5,0 | 29,0 | 21 | 2 | 70 | 0,60 | 40 |
| 48815 2550 | 25,4 | 1 | 5,0 | 35,4 | 17 | 2 | 90 | 0,70 | 40 |
| 48815 3250 | 31,8 | 1 1/4 | 5,0 | 41,8 | 14 | 2 | 125 | 0,90 | 40 |
| 48815 3855 | 38,1 | 1 1/2 | 5,5 | 49,0 | 10,5 | 2 | 150 | 1,10 | 40 |
| 48815 5155 | 51,0 | 2 | 5,5 | 62,0 | 7 | 2 | 200 | 1,35 | 40 |
| 48815 6365 | 63,5 | 2 1/2 | 6,5 | 76,5 | 5 | 2 | 250 | 1,90 | 40 |
| 48815 7665 | 76,2 | 3 | 6,5 | 89,2 | 5 | 2 | 300 | 2,50 | 40 |
| 64815 1070 | 102,0 | 4 | 7,0 | 116,0 | 5 | 2 | 410 | 3,80 | 40 |

Vacuum resistance up to -0.9 bar

TMR4 Ultra Flex

Oil - S&D - SAE R4



SPECIFICATIONS

| | |
|--------------------------|---|
| Application | TMR4 ultra flex, the very flexible oil return hose in accordance with SAE J517 100 R4. TMR4 ultra flex has a reduced bending radius (max. 2 x ID) at smaller bending force. |
| Standard/Approval | SAE J517 Type: SAE 100/R4: 2017. |
| Temperature range | -40°C / +100°C. |
| Safety factor | 4 : 1 |
| Tube | NBR, black, antistatic, smooth. |
| Reinforcement | Textile wrapped, zinc plated double steel wire helix (DN > 50,0 zinc plated steel wire helix). |
| Cover | SBR/EPDM, black, resistant to ozone and weather, abrasion resistant, limited resistant to oil, cloth impression. |
| Marking | continuous embossed tape: "SEMPERIT [S] TMR4 ULTRA FLEX Ö/Oil SD SAE 100/R4-ID MAX. W.P. MPa bar XQ/YY". |
| Notice | Hose is only suitable for oils according to SAE 100/R4. ATTENTION: It is vital to be aware of the different working pressures. MSHA cover is possible on request. |

TECHNICAL DETAILS

| Article number | Internal-Ø | | Wall width | External-Ø | Work. pressure (max.) | Number of inserts | Bending radius (min.) | Weight approx. | Coil length (max.) |
|----------------|------------|-------|------------|------------|-----------------------|-------------------|-----------------------|----------------|--------------------|
| | mm | inch | mm | mm | bar | | mm | kg/m | m |
| 48875 1950 | 19.0 | 3/4 | 5.0 | 29.0 | 21 | 2 | 35 | 0.60 | 40 |
| 48875 2550 | 25.4 | 1 | 5.0 | 35.4 | 17 | 2 | 45 | 0.70 | 40 |
| 48875 3250 | 31.8 | 1 1/4 | 5.0 | 41.8 | 14 | 2 | 55 | 0.90 | 40 |
| 48875 3855 | 38.1 | 1 1/2 | 5.5 | 49.0 | 10.5 | 2 | 75 | 1.10 | 40 |
| 48875 5155 | 51.0 | 2 | 5.5 | 62.0 | 7 | 2 | 100 | 1.35 | 40 |
| 64875 6365 | 63.5 | 2 1/2 | 6.5 | 76.5 | 5 | 2 | 125 | 1.90 | 40 |
| 64875 7665 | 76.2 | 3 | 6.5 | 89.2 | 5 | 2 | 150 | 2.50 | 40 |
| 64875 1070 | 102.0 | 4 | 7.0 | 116.0 | 5 | 2 | 200 | 3.80 | 40 |

Vacuum resistance up to -0.9 bar

TM30

Fuel/Oil - 10 bar - S&D



SPECIFICATIONS

| | |
|--------------------------|--|
| Application | Suction and delivery hose for filling and discharging tanks, petrol tankers and ships with unleaded fuels [EN228:2017] with an aromatic content of components 50% max. Suitable for industrial oils, diesel oils [EN 590:2017], fuel oils [DIN 51 603 parts 1 - 5] and mineral oil-based hydraulic oils. |
| Temperature range | -40°C / +90°C, oils +100°C. |
| Safety factor | 3 : 1 |
| Tube | NBR, black, electrically conductive, smooth. |
| Reinforcement | Textile wrapped, zinc plated double steel wire helix (DN > 50,0 zinc plated steel wire helix), 2 crossed copper wires. |
| Cover | SBR/EPDM, black, resistant to ozone and weather, abrasion resistant, resistant to oil [according SAE J517:2017], cloth impression. |
| Marking | continuous mylartape, yellow letters: "SEMPERIT (S) TM30 PETROLEUM / OIL S&D WP 10 BAR Made in Europe". |
| Notice | On request available up to 61m lengths. |

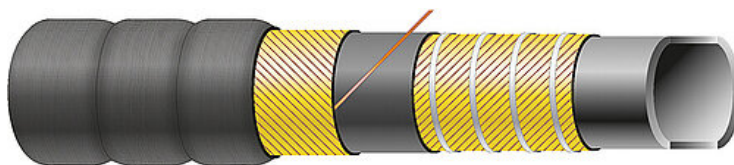
TECHNICAL DETAILS

| Article number | Internal-Ø | | Wall width | External-Ø | Work. pressure [max.] | Number of inserts | Bending radius [min.] | Weight approx. | Coil length [max.] |
|----------------|------------|-------|------------|------------|-----------------------|-------------------|-----------------------|----------------|--------------------|
| | mm | inch | mm | mm | bar | | mm | kg/m | m |
| 64816 1350 | 13,0 | 1/2 | 5,0 | 23,0 | 10 | 2 | 35 | 0,35 | 40 |
| 64816 1650 | 16,0 | 3/8 | 5,0 | 26,0 | 10 | 2 | 40 | 0,50 | 40 |
| 64816 1950 | 19,0 | 3/4 | 5,0 | 29,0 | 10 | 2 | 45 | 0,60 | 40 |
| 64816 2550 | 25,0 | 1 | 5,0 | 35,0 | 10 | 2 | 55 | 0,70 | 40 |
| 64816 3050 | 30,0 | | 5,0 | 40,0 | 10 | 2 | 60 | 0,80 | 40 |
| 64816 3250 | 32,0 | 1 1/4 | 5,0 | 42,0 | 10 | 2 | 65 | 0,90 | 40 |
| 64816 3550 | 35,0 | | 5,0 | 45,0 | 10 | 2 | 75 | 1,00 | 40 |
| 64816 3850 | 38,0 | 1 1/2 | 5,0 | 48,0 | 10 | 2 | 80 | 1,10 | 40 |
| 64816 4050 | 40,0 | | 5,0 | 50,0 | 10 | 2 | 100 | 1,15 | 40 |
| 64816 4555 | 45,0 | | 5,5 | 56,0 | 10 | 2 | 120 | 1,25 | 40 |
| 64816 5155 | 50,8 | 2 | 5,5 | 61,8 | 10 | 2 | 130 | 1,30 | 40 |
| 64816 6055 | 60,0 | | 5,5 | 71,0 | 10 | 2 | 150 | 1,80 | 40 |
| 64816 6360 | 63,5 | 2 1/2 | 6,0 | 75,5 | 10 | 2 | 180 | 2,00 | 40 |
| 64816 7060 | 70,0 | | 6,0 | 82,0 | 10 | 2 | 330 | 2,40 | 40 |
| 64816 7660 | 76,2 | 3 | 6,0 | 88,2 | 10 | 2 | 350 | 2,55 | 40 |
| 64816 9060 | 90,0 | | 6,0 | 102,0 | 10 | 2 | 380 | 3,05 | 40 |
| 64816 1070 | 101,6 | 4 | 7,0 | 115,4 | 10 | 2 | 400 | 3,90 | 40 |
| 64816 0585 | 127,0 | 5 | 8,5 | 144,0 | 10 | 2 | 600 | 5,00 | 40 |
| 64816 0690 | 152,4 | 6 | 9,0 | 170,4 | 10 | 2 | 800 | 7,60 | 40 |

Vacuum resistance up to -0.9 bar

TM30-flat-corrugated

Fuel/Oil - 10 bar - S&D - flat corrugated



SPECIFICATIONS

| | |
|--------------------------|---|
| Application | Suction and delivery hose with corrugated cover for filling and discharging tanks, petrol tankers and ships with unleaded fuels [EN228:2017] with an aromatic content of components 50% max. Suitable for industrial oils, diesel oils [EN 590:2017], fuel oils [DIN 51 603 parts 1 - 5] and mineral oil-based hydraulic oils. |
| Feature | Very flexible but still robust, due to flat corrugated cover. |
| Temperature range | -40°C / +90°C, oils +100°C. |
| Safety factor | 3 : 1 |
| Tube | NBR, black, electrically conductive, smooth. |
| Reinforcement | Textile wrapped, zinc plated steel wire helix, 2 crossed copper wires. |
| Cover | SBR/EPDM, black, resistant to ozone and weather, abrasion resistant, resistant to oil [according SAE J517:2017], flat corrugated with cloth impression. |
| Marking | continuous mylartape, yellow letters: "SEMPERIT [S] TM30 PETROLEUM / OIL S&D WP 10 BAR Made in Europe". |
| Notice | On request: - corrugated or square corrugated cover. |

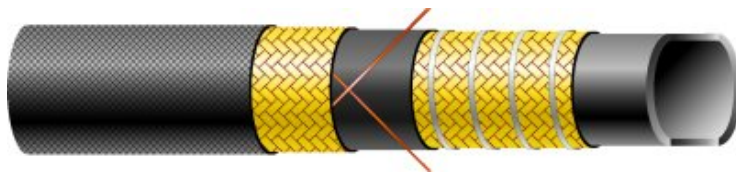
TECHNICAL DETAILS

| Article number | Internal-Ø | | Wall width | External-Ø | Work. pressure [max.] | Number of inserts | Bending radius [min.] | Weight approx. | Coil length [max.] |
|----------------|------------|-------|------------|------------|-----------------------|-------------------|-----------------------|----------------|--------------------|
| | mm | inch | mm | mm | bar | | mm | kg/m | m |
| 64851 1950 | 19,0 | 3/4 | 5,0 | 29,0 | 10 | 2 | 45 | 0,60 | 40 |
| 64851 2550 | 25,0 | | 5,0 | 35,0 | 10 | 2 | 55 | 0,70 | 40 |
| 64851 3050 | 30,0 | | 5,0 | 40,0 | 10 | 2 | 60 | 0,80 | 40 |
| 64851 3250 | 32,0 | 1 1/4 | 5,0 | 42,0 | 10 | 2 | 65 | 0,90 | 40 |
| 64851 3550 | 35,0 | | 5,0 | 45,0 | 10 | 2 | 75 | 1,00 | 40 |
| 64851 3850 | 38,0 | 1 1/2 | 5,0 | 48,0 | 10 | 2 | 80 | 1,10 | 40 |
| 64851 4050 | 40,0 | | 5,0 | 50,0 | 10 | 2 | 100 | 1,15 | 40 |
| 64851 5155 | 50,8 | 2 | 5,5 | 61,8 | 10 | 2 | 130 | 1,30 | 40 |
| 64851 6055 | 60,0 | | 5,5 | 71,0 | 10 | 2 | 150 | 1,80 | 40 |
| 64851 6360 | 63,5 | 2 1/2 | 6,0 | 75,5 | 10 | 2 | 150 | 2,00 | 40 |
| 64851 7060 | 70,0 | | 6,0 | 82,0 | 10 | 2 | 210 | 2,40 | 40 |
| 64851 7660 | 76,2 | 3 | 6,0 | 88,2 | 10 | 2 | 220 | 2,55 | 40 |
| 64851 0270 | 101,6 | 4 | 7,0 | 115,4 | 10 | 2 | 330 | 3,90 | 40 |
| 64851 0585 | 127,0 | 5 | 8,5 | 144,0 | 10 | 2 | 420 | 5,00 | 40 |
| 64851 0690 | 152,4 | 6 | 9,0 | 170,4 | 10 | 2 | 650 | 7,60 | 40 |

Vacuum resistance up to -0.9 bar

TM1-TANKMEISTER®

Fuel/Oil - 16 bar - S&D - EN1761



SPECIFICATIONS

| | |
|--------------------------|---|
| Application | Compact suction and delivery hose for filling and discharging tanks, petrol tankers and ships with unleaded fuels [EN228:2017] with oxygen content limited according to EEC 85/536 and with an aromatic content of components 50% max. Suitable for industrial oils, diesel oils [EN 590:2017], fuel oils [DIN 51 603 parts 1 - 5] and mineral-oil based hydraulic oils. Also suitable for applications according to EN 12115 in the petrochemicals industry. |
| Feature | This hose has been tested according to the technical regulations for combustible liquids [TRbF] 131/2:1992. |
| Standard/Approval | EN 1761:1999, EN 12115:2021. |
| Temperature range | -30°C / +90°C. |
| Safety factor | 4 : 1 |
| Tube | NBR, black, electrically conductive, smooth. |
| Reinforcement | Textile braided [DN > 75 wrapped], zinc plated steel wire helix, 2 crossed copper wires. |
| Cover | CR, black, resistant to ozone and weather, abrasion resistant, resistant to oil, electrically conductive, cloth impression. |
| Marking | continuous mylartape, yellow letters: "SEMPERIT [S] TM 1-TANKMEISTER® Mineralöl / Oil S&D WP 16 bar R<10 ⁶ OHM MADE IN EU////////", as well as continuous embossed tape "SEMPERIT [S] TM1 EN 1761:1999 EN 12115:2021 TRbF 131/2 NBR1 SD NW.. PN 16 bar Ω/T xQYY". |
| Notice | To ensure the assembly is leakproof, it must be tested according to EN 12115:2021. |

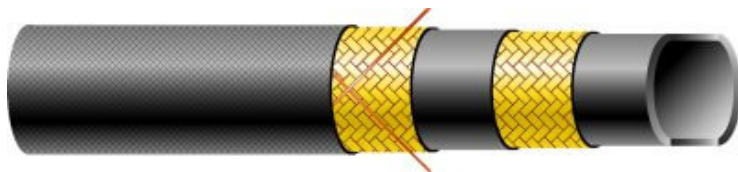
TECHNICAL DETAILS

| Article number | Internal-Ø | | Wall width | External-Ø | Work. pressure (max.) | Number of inserts | Bending radius (min.) | Weight approx. | Coil length (max.) |
|----------------|------------|-------|------------|------------|-----------------------|-------------------|-----------------------|----------------|--------------------|
| | mm | inch | mm | mm | bar | | mm | kg/m | m |
| 48120 1960 | 19,0 | 3/4 | 6,0 | 31,0 | 16 | 2 | 120 | 0,80 | 40 |
| 48120 2560 | 25,0 | 1 | 6,0 | 37,0 | 16 | 2 | 150 | 0,95 | 40 |
| 48120 3260 | 32,0 | 1 1/4 | 6,0 | 44,0 | 16 | 2 | 175 | 1,10 | 40 |
| 48120 3865 | 38,0 | 1 1/2 | 6,5 | 51,0 | 16 | 2 | 225 | 1,40 | 40 |
| 48120 5070 | 50,0 | | 8,0 | 66,0 | 16 | 2 | 275 | 2,15 | 40 |
| 48120 6380 | 63,5 | 2 1/2 | 8,0 | 79,5 | 16 | 2 | 300 | 2,85 | 40 |
| 48120 7575 | 75,0 | | 8,0 | 91,0 | 16 | 2 | 350 | 3,35 | 40 |
| 64120 8075 | 80,0 | | 8,0 | 96,0 | 16 | 4 | 380 | 3,50 | 40 |
| 64120 0080 | 100,0 | | 8,0 | 116,0 | 16 | 4 | 450 | 4,90 | 40 |

Vacuum resistance up to -0.9 bar

TM3D-TANKMEISTER®

LPG - 25 bar - D - EN1762



SPECIFICATIONS


| | |
|--------------------------|--|
| Application | Liquified gas delivery hose for filling and draining vehicle tanks according to EN 1762:2019. |
| Feature | Suitable as a reel mounted hose. Extremely gas-tight tube, tested according to ISO 4080:2009 method 1. |
| Standard/Approval | EN 1762:2019, DVGW NG-4621B00255. |
| Temperature range | -30°C / +70°C [liquid gas], +90°C [fuel]. |
| Safety factor | 4 : 1 |
| Tube | NBR, black, electrically conductive, smooth. |
| Reinforcement | Textile braided, 2 crossed copper wires. |
| Cover | CR, black, resistant to ozone and weather, abrasion resistant, resistant to oil, electrically conductive, cloth impression. |
| Marking | continuous mylartape, orange letters: "SEMPERIT (S) TM3-D Flüssiggas/Öl LPG/Oil Tankmeister® 3 PN 25 bar EN 1762, DIN-DVGW NG-4621B00255", as well as continuous embossed tape: "SEMPERIT (S) EN 1762:2019 TM3-D D NW PN 25 Ω quarter/year". |
| Notice | Further development of TM3 design. Improved gas-tight construction according to ISO 4080 method 1. |

TECHNICAL DETAILS

| Article number | Internal-Ø | | Wall width | External-Ø | Work. pressure [max.] | Number of inserts | Bending radius [min.] | Weight approx. | Coil length [max.] |
|----------------|------------|-------|------------|------------|-----------------------|-------------------|-----------------------|----------------|--------------------|
| | mm | inch | | | | | | | |
| 48105 1960 | 19,0 | 3/4 | 6,0 | 31,0 | 25 | 2 | 150 | 0,65 | 40 |
| 48105 2560 | 25,0 | 1 | 6,5 | 38,0 | 25 | 2 | 200 | 0,80 | 40 |
| 48105 3260 | 32,0 | 1 1/4 | 6,5 | 45,0 | 25 | 2 | 250 | 1,05 | 40 |
| 48105 3870 | 38,0 | 1 1/2 | 7,0 | 52,0 | 25 | 2 | 320 | 1,30 | 40 |
| 48105 5080 | 50,0 | | 8,0 | 66,0 | 25 | 2 | 400 | 1,90 | 40 |
| 48105 7590 | 75,0 | | 9,0 | 93,0 | 25 | 4 | 650 | 2,95 | 40 |

TU20

Mineral oil - 20 bar



SPECIFICATIONS

| | |
|--------------------------|---|
| Application | Flexible delivery hose for unleaded fuels [EN228:2017], diesel [EN 590:2017] and heating oils [DIN 51 603 parts 1 - 5] and compressed air. Multi-purpose hose on an NBR-basis for diverse applications in industry, garages, filling stations and automobile repair shops. |
| Standard/Approval | BS 2050:1978. BS ISO 2878:2017. |
| Temperature range | -40°C / +100°C. |
| Safety factor | 3 : 1 |
| Tube | NBR, black, electrically conductive, smooth. |
| Reinforcement | Textile spiral. |
| Cover | NBR/EPDM, black, resistant to ozone and weather, abrasion resistant, resistant to oil, electrically conductive, smooth. |
| Marking | continuous inkjet, white letters: "SEMPERIT (S) TU 20 NBR Öl/Luft Oil/Air PN 20 bar Conductive R < 10 ⁶ Ohm/m". |
| Notice | Electrically conductive: Resistance R < 10 ⁶ Ohm/m [according to EN ISO 8031:2009]. ATTENTION: Not to be used as a petrol pump hose. |

TECHNICAL DETAILS

| Article number | Internal-Ø | | Wall width | External-Ø | Work. pressure [max.] | Number of inserts | Bending radius (min.) | Weight approx. | Coil length (max.) |
|----------------|------------|------|------------|------------|-----------------------|-------------------|-----------------------|----------------|--------------------|
| | mm | inch | | | | | | | |
| 68179 0649 | 6,0 | 1/4 | 4,0 | 14,0 | 20 | 2 | 40 | 0,16 | 100 |
| 68179 0849 | 8,0 | 5/16 | 4,0 | 16,0 | 20 | 2 | 50 | 0,20 | 100 |
| 68179 1040 | 10,0 | 3/8 | 4,0 | 18,0 | 20 | 2 | 60 | 0,22 | 50 |
| 68179 1340 | 13,0 | 1/2 | 4,0 | 21,0 | 20 | 2 | 80 | 0,28 | 50 |
| 68179 1645 | 16,0 | 5/8 | 4,5 | 25,0 | 20 | 2 | 100 | 0,38 | 50 |
| 68179 1950 | 19,0 | 3/4 | 5,0 | 29,0 | 20 | 2 | 120 | 0,50 | 50 |
| 68179 2555 | 25,0 | 1 | 5,5 | 36,0 | 20 | 2 | 150 | 0,69 | 50 |

TUC20

Mineral oil - 20 bar



SPECIFICATIONS

| | |
|--------------------------|---|
| Application | The TUC20 hose quality is our commodity multipurpose hose which can be used in various standard applications as for example in industry, construction, agriculture or vehicle repair shops. |
| Feature | Our TUC20 product can be used for B7 (EN 590:2017) and B20 with a maximum aromatic content of 40%. It's not recommended to use our TUC20 hose for B100 (pure biodiesel / 100%FAME/RME) as well as E5 (EN 228:2017), E10, E85 and E100 as the material properties might be affected during usage. |
| Temperature range | -40°C / +100°C. |
| Safety factor | 3 : 1 |
| Tube | PVC-free quality rubber, black, resistant to oil, electrically conductive, smooth. |
| Reinforcement | Textile spiral. |
| Cover | PVC-free quality rubber, black, resistant to ozone and weather, abrasion resistant, resistant to oil, electrically conductive, smooth. |
| Marking | continuous inkjet, white letters: "SEMPERIT (S) TUC 20 Öl/Luft Oil/Air PN 20 bar Conductive Made in EU //////////////". |
| Notice | The usage of our product is only allowed for land and sea applications. ATTENTION: For last valid information regarding oil & fuel suitability please always refer to the Semperit oil & fuel suitability matrix or, in case of doubt, contact Semperit. ATTENTION: Not to be used as a petrol pump hose. ATTENTION: Not suitable for the usage as fuel line hose of vehicles and in engine compartments. ATTENTION: Not suitable for supply of any engine-driven vehicles. |

TECHNICAL DETAILS


| Article number | Internal-Ø | | Wall width | External-Ø | Work. pressure [max.] | Number of inserts | Bending radius [min.] | Weight approx. | Coil length [max.] |
|----------------|------------|-------|------------|------------|-----------------------|-------------------|-----------------------|----------------|--------------------|
| | mm | inch | mm | mm | bar | | mm | kg/m | m |
| 68112 0630 | 6,0 | 1/4 | 3,0 | 12,0 | 20 | 2 | 30 | 0,14 | 50 |
| 68112 0830 | 8,0 | 5/16 | 3,0 | 14,0 | 20 | 2 | 40 | 0,17 | 50 |
| 68112 0835 | 8,0 | 5/16 | 3,5 | 15,0 | 20 | 2 | 40 | 0,20 | 50 |
| 68112 1035 | 10,0 | 3/8 | 3,5 | 17,0 | 20 | 2 | 50 | 0,23 | 50 |
| 68112 1335 | 13,0 | 1/2 | 3,5 | 20,0 | 20 | 2 | 65 | 0,29 | 50 |
| 68112 1640 | 16,0 | 5/8 | 4,0 | 24,0 | 20 | 2 | 80 | 0,40 | 50 |
| 68112 1940 | 19,0 | 3/4 | 4,0 | 27,0 | 20 | 2 | 95 | 0,47 | 50 |
| 68112 1945 | 19,0 | 3/4 | 4,5 | 28,0 | 20 | 2 | 95 | 0,53 | 50 |
| 68112 2550 | 25,0 | 1 | 5,0 | 35,0 | 20 | 2 | 125 | 0,63 | 50 |
| 68112 3250 | 32,0 | 1 1/4 | 5,0 | 42,0 | 20 | 2 | 160 | 0,88 | 50 |

8

VEHICLE

FUB

Fuel/Oil - 12 bar - SAE J30R2 & SAE J30R6



SPECIFICATIONS

| | |
|--------------------------|--|
| Application | Suitable for the delivery of unleaded fuels [EN 228:2017] and diesel oils [EN 590:2017] for cars, trucks and tractors. Suitable for the usage in engine compartments of trucks. |
| Feature | Suitable for B100 (100% biodiesel = RME), B20, B7 [EN 590:2017], E5 [EN 228:2017], E10, E85 and E100. The used liner fulfills RMA class A. |
| Standard/Approval | SAE J30R2 and SAE J30R6. |
| Temperature range | -40°C / +100°C, ambient temperature +120°C. |
| Safety factor | 4 : 1 |
| Tube | NBR, black, resistant to oil, smooth. |
| Reinforcement | Textile spiral. |
| Cover | Quality performance rubber, black, resistant to ozone and weather, resistant to oil, smooth. |
| Marking | continuous inkjet, white letters: "SEMPERIT [S] FUB KRAFTSTOFF/FUEL ID PN 12 BAR SAE J30R2 / SAE J30R6 MADE IN EU // // // // //". |

TECHNICAL DETAILS

| Article number | Internal-Ø | | Wall width | External-Ø | Work. pressure (max.) | Number of inserts | Bending radius (min.) | Weight approx. | Coil length (max.) |
|----------------|------------|------|------------|------------|-----------------------|-------------------|-----------------------|----------------|--------------------|
| | mm | inch | mm | mm | bar | | mm | kg/m | m |
| 68030 0330 | 3,2 | 1/8 | 3,0 | 9,2* | 12 | 2 | 20 | 0,08 | 50 |
| 68030 0430 | 4,0 | | 3,0 | 10,0 | 12 | 2 | 25 | 0,08 | 50 |
| 68030 0431 | 4,5 | | 3,0 | 10,5 | 12 | 2 | 27 | 0,10 | 50 |
| 68030 0530 | 5,0 | 3/16 | 3,0 | 11,0 | 12 | 2 | 30 | 0,11 | 50 |
| 68030 0531 | 5,5 | | 3,0 | 11,5 | 12 | 2 | 33 | 0,11 | 50 |
| 68030 0630 | 6,0 | | 3,0 | 12,0 | 12 | 2 | 35 | 0,10 | 50 |
| 68030 0631 | 6,3 | 1/4 | 3,0 | 12,3 | 12 | 2 | 40 | 0,10 | 50 |
| 68030 0730 | 7,0 | | 3,0 | 13,0 | 12 | 2 | 42 | 0,12 | 50 |
| 68030 0731 | 7,5 | | 3,0 | 13,5 | 12 | 2 | 45 | 0,13 | 50 |
| 68030 0830 | 8,0 | 5/16 | 3,0 | 14,0 | 12 | 2 | 50 | 0,13 | 50 |
| 68030 0930 | 9,0 | | 3,0 | 15,0 | 12 | 2 | 55 | 0,14 | 50 |
| 68030 0931 | 9,5 | 3/8 | 3,0 | 15,5 | 12 | 2 | 60 | 0,15 | 50 |
| 68030 1030 | 10,0 | | 3,0 | 16,0 | 12 | 2 | 60 | 0,16 | 50 |
| 68030 1235 | 12,0 | | 3,5 | 19,0 | 12 | 2 | 70 | 0,21 | 50 |

* no SAE J30R6 dimension

FBD

Air Brake - 10 bar - DIN 74310



SPECIFICATIONS


| | |
|--------------------------|--|
| Application | Brake hose for vehicle air brake systems and other pneumatic systems in vehicles and trailers. |
| Standard/Approval | DIN 74310:1993. |
| Temperature range | -40°C / +70°C. |
| Safety factor | 2,5 : 1 |
| Tube | EPDM, black, smooth. |
| Reinforcement | Textile spiral. |
| Cover | EPDM, black, resistant to ozone and weather, abrasion resistant, smooth. |
| Marking | continuous inkjet, white letters: "SEMPERIT (S) FBD Bremsschlauch/Air-Brake DIN 74310 - ID - PN 10 bar WW YY MADE IN EU //////////////". |
| Notice | 100% pressure tested. Complete inside diameter checked using a ball test. |

TECHNICAL DETAILS

| Article number | Internal-Ø | | Wall width | External-Ø | Work. pressure [max.] | Number of inserts | Bending radius [min.] | Weight approx. | Coil length [max.] |
|----------------|------------|------|------------|------------|-----------------------|-------------------|-----------------------|----------------|--------------------|
| | mm | inch | mm | mm | bar | | mm | | |
| 68430 0935 | 9,0 | | 3,5 | 16,0 | 10 | 2 | 65 | 0,20 | 50 |
| 68430 1135 | 11,0 | 7/16 | 3,5 | 18,0 | 10 | 2 | 70 | 0,22 | 50 |
| 68430 1360 | 13,0 | 1/2 | 6,0 | 25,0 | 10 | 2 | 80 | 0,48 | 50 |

FKD-R

Cooling - EPDM - 6 bar



SPECIFICATIONS

| | |
|--------------------------|---|
| Application | Cooling hose for combustion engines. |
| Feature | Good resistance to ageing under the influence of hot water, hot air and anti-freezing agents. Ozone resistant. |
| Temperature range | -40°C / +120°C. |
| Safety factor | 2,5 : 1 |
| Tube | EPDM, black, smooth. |
| Reinforcement | Textile spiral. |
| Cover | EPDM, black, resistant to ozone and weather, smooth. |
| Marking | continuous inkjet, white letters: "SEMPERIT (S) FKD Kühlwasser/Cooling Water ID x WT >EPDM/PES/EPDM< XQ/YYYY -40°C / +120°C MADE IN EU //////////////". |

TECHNICAL DETAILS

| Article number | Internal-Ø | | Wall width | External-Ø | Work. pressure [max.] | Number of inserts | Bending radius [min.] | Weight approx. | Coil length [max.] |
|----------------|------------|-------|------------|------------|-----------------------|-------------------|-----------------------|----------------|--------------------|
| | mm | inch | mm | mm | bar | | mm | | |
| 68201 1035 | 10,0 | 3/8 | 3,5 | 17,0 | 6 | 2 | 60 | 0,22 | 50 |
| 68201 1235 | 12,0 | | 3,5 | 19,0 | 6 | 2 | 70 | 0,25 | 50 |
| 68201 1236 | 12,5 | 1/2 | 3,5 | 19,5 | 6 | 2 | 75 | 0,26 | 50 |
| 68201 1335 | 13,0 | | 3,5 | 20,0 | 6 | 2 | 80 | 0,27 | 50 |
| 68201 1435 | 14,0 | 9/16 | 3,5 | 21,0 | 6 | 2 | 85 | 0,28 | 50 |
| 68201 1535 | 15,0 | | 3,5 | 22,0 | 6 | 2 | 90 | 0,31 | 50 |
| 68201 1540 | 15,0 | | 4,0 | 23,0 | 6 | 2 | 90 | 0,36 | 50 |
| 68201 1635 | 16,0 | 5/8 | 3,5 | 23,0 | 6 | 2 | 95 | 0,32 | 50 |
| 68201 1835 | 18,0 | | 3,5 | 25,0 | 6 | 2 | 110 | 0,34 | 50 |
| 68201 1935 | 19,0 | 3/4 | 3,5 | 26,0 | 6 | 2 | 115 | 0,35 | 50 |
| 68201 2035 | 20,0 | | 3,5 | 27,0 | 6 | 2 | 120 | 0,38 | 50 |
| 68201 2235 | 22,0 | 7/8 | 3,5 | 29,0 | 6 | 2 | 135 | 0,39 | 50 |
| 68201 2535 | 25,0 | 1 | 3,5 | 32,0 | 6 | 2 | 150 | 0,46 | 50 |
| 68201 3255 | 32,0 | 1 1/4 | 5,5 | 43,0 | 6 | 2 | 195 | 0,96 | 50 |

FPB R67/R110

Propan/Butan - 4,5 bar - D - R67/R110



SPECIFICATIONS

| | |
|--------------------------|---|
| Application | Flexible hose suitable for low pressure delivery of LPG and CNG as part of the propulsion system in vehicles. |
| Feature | The FPB R67/R110 product can be used with LPG (Liquified Petroleum Gas) and CNG (Compressed Natural Gas). |
| Standard/Approval | ECE Regulation No. 67, class 2 ECE Regulation No. 110, class 2 |
| Temperature range | -40°C / +125°C. |
| Safety factor | 4 : 1 |
| Tube | Synthetic rubber, black, isolating, resistant to LPG and CNG, smooth. |
| Reinforcement | Textile spiral. |
| Cover | Synthetic rubber, black, resistant to ozone and weather, isolating, smooth. |
| Marking | continuous inkjet, white letters: "SEMPERIT (S) FPB R67/R110 - ECE 67 L.P.G Class 2 - E8 67R - 0110197/ ECE 110 - CNG Class 2 - E8 110R - 0210198 "C" - ID mm - MM/YY MADE IN EU // // // // //". |
| Notice | The usage of our product is only allowed for land and sea applications. ATTENTION: For last valid information regarding oil & fuel suitability please always refer to the Semperit oil & fuel suitability matrix or, in case of doubt, contact Semperit. ATTENTION: Not to be used as a petrol pump hose. |

TECHNICAL DETAILS

| Article number | Internal-Ø | | Wall width | External-Ø | Work. pressure (max.) | Number of inserts | Bending radius [min.] | Weight approx. | Coil length [max.] |
|----------------|------------|------|------------|------------|-----------------------|-------------------|-----------------------|----------------|--------------------|
| | mm | inch | mm | mm | bar | | mm | kg/m | m |
| 68132 0430 | 4.0 | | 3.0 | 10.0 | 4.5 | 2 | 25 | 0.09 | 50 |
| 68132 0530 | 5.0 | | 3.0 | 11.0 | 4.5 | 2 | 30 | 0.10 | 50 |
| 68132 0630 | 6.0 | | 3.0 | 12.0 | 4.5 | 2 | 40 | 0.11 | 50 |
| 68132 0635 | 6.0 | | 3.5 | 13.0 | 4.5 | 2 | 40 | 0.14 | 50 |
| 68132 0835 | 8.0 | | 3.5 | 15.0 | 4.5 | 2 | 50 | 0.17 | 50 |
| 68132 1035 | 10.0 | | 3.5 | 17.0 | 4.5 | 2 | 60 | 0.20 | 50 |
| 68132 1135 | 11.0 | | 3.5 | 18.0 | 4.5 | 2 | 65 | 0.22 | 50 |
| 68132 1235 | 12.0 | | 3.5 | 19.0 | 4.5 | 2 | 70 | 0.23 | 50 |
| 68132 1340 | 13.0 | 1/2 | 4.0 | 21.0 | 4.5 | 2 | 80 | 0.29 | 50 |
| 68132 1440 | 14.0 | | 4.0 | 22.0 | 4.5 | 2 | 85 | 0.31 | 50 |
| 68132 1640 | 16.0 | 5/8 | 4.0 | 24.0 | 4.5 | 2 | 100 | 0.34 | 50 |
| 68132 1735 | 17.0 | | 3.5 | 24.0 | 4.5 | 2 | 105 | 0.31 | 50 |
| 68132 1940 | 19.0 | 3/4 | 4.0 | 27.0 | 4.5 | 2 | 115 | 0.40 | 50 |
| 68132 1945 | 19.0 | 3/4 | 4.5 | 28.0 | 4.5 | 2 | 120 | 0.46 | 50 |

9

OIL / FUEL MATRIX

Semperit Hoses - INDUSTRIAL

21.06.2022 – V6

| Application / Anwendung | Hose type / Schlauchtype | Standard | Mineral Oil - max. aromatics** | | | | Diesel / Biodiesel | | | Gasoline / Benzin | | | | Gas | |
|--|--------------------------|--------------------|--------------------------------|-----|-----|-----|--------------------|-----|-----------------------|-------------------|-----|-----|------|----------------|----------------|
| | | | 30% | 40% | 50% | 60% | B7 (EN590) | B20 | Biodiesel (B100/FAME) | E5 (EN 228) | E10 | E85 | E100 | LPG | CNG |
| Vehicle Fuel <i>Treibstoffschlauch Fahrzeug</i> | FUB | SAE J30 R2/R6 | S | S | S | S | S | S | S | S | S | S | S | X | X |
| | FUB 386 | SAE J30 R2/R6 | S | S | S | S | S | S | S | S | S | S | S | X | X |
| | FMO | see remark* | S | S | S | S | S | S | S | S | S | S | S | X | X |
| | FMS | see remark* | S | S | S | S | S | S | S | S | S | S | S | X | X |
| | FUE | see remark* | S | S | S | X | S | S | C | S | S | C | C | X | X |
| | FPB R67/R110 | ECE R67/R110 | X | X | X | X | X | X | X | X | X | X | X | S | S |
| FPB | see remark ¹ | X | X | X | X | X | X | X | X | X | X | X | S | X | |
| Petrol Pump <i>Zapfstellenschlauch</i> | TEF 1360 | EN 1360 | S | S | S | S | S | S | S | S | S | S | S | X | X |
| | TEU 1360 | EN 1360 | S | S | S | S | S | S | S | S | S | S | S | X | X |
| | TMH | see remark* | S | S | S | S | S | S | C | S | S | S | S | X | X |
| | TOF 319 | see remark* | S | S | S | S | S | S | C | S | S | S | S | X | X |
| Oil / Fuel Tank Truck <i>Tankfahrzeug/Förderung</i> | TM3-D | EN 1762 | S | S | S | S | S | S | S | S | S | S | S | S ² | S ² |
| | TM1 | EN 1761 / EN 12115 | S | S | S | S | S | S | S | S | S | S | S | X | X |
| | TM2 | EN 1761 / EN 12115 | S | S | S | S | S | S | S | S | S | S | S | X | X |
| | FLEXIOIL | EN 1761 / EN 12115 | S | S | S | S | S | S | S | S | S | S | S | X | X |
| | FLEXIOIL D | EN 1761 / EN 12115 | S | S | S | S | S | S | S | S | S | S | S | X | X |
| | TMSL corrugated | see remark* | S | S | S | S | S | S | S | S | S | S | S | X | X |
| | TM 30 series | see remark* | S | S | S | X | S | S | C | C | C | C | C | X | X |
| TM 50 series | see remark* | S | S | S | X | S | S | C | C | C | C | C | X | X | |
| Onshore for Oil / Fuel | TSF 16 / TSF 20 | see remark* | S | S | S | S | S | S | S | S | S | S | S | X | X |
| Multipurpose Mineral Oil Hoses for Industrial applications <i>Vielzweck Mineralölschlauch für Industrielle Anwendungen</i> | TU 10/20/25 | see remark* | S | S | S | C | S | S | C | S | S | C | C | X | X |
| | TU 40 | see remark* | S | S | S | C | S | S | C | C | C | C | C | X | X |
| | TUC 10/20 | see remark* | S | S | C | X | S | S | X | X | X | X | X | X | X |
| Oil Return | TMR4 series | SAE J517 100 R4 | S | S | C | X | S | S | C | C | C | X | X | X | X |
| Oil Cooling | FKO | see remark* | S | S | C | C | S | S | S | X | X | X | X | X | X |
| Universal Multipurpose hose (Oil/Hot Water/Light Chemicals) <i>Universeller Vielzweckschlauch (Öl/Heißwasser/Leichte Chemikalien)</i> | Supreme | see remark* | S | S | C | C | S | S | X | X | X | X | X | X | X |

* For hose types not assigned to a standard, the generally applicable ASTM references were used for assessment

** The maximum aromatic content validation is based on tests with reference fuel simulants with 30-60% aromatic content

1) Transport of Propane-Butane gas for low pressure applications

2) Suitable for Petrol Pump hose application as well

The suitability classification has been tested in our internal laboratory referring to mentioned standards and the parameters specified therein (such as temperature and test media). The results and categorization in the table above does not reflect the performance of the product in any specific application, but it enables to assign and select the right hose to the relevant medium used.

Table color scheme

S: **Suitable** for continuous service in full- and empty hose systems

C: **Conditional** → might have a limited suitability in real application; because of insufficient data in our hands, we advise to test the hose performance suitability under real conditions prior usage; in case of any questions we recommend contacting [our team](#) for further support

X: **Not recommended / not suitable** → the material properties might be affected and weakened during usage



10

**SEMPERIT INDUSTRIAL HOSES
APPLICATION OVERVIEW**

SEMPERIT INDUSTRIAL HOSES APPLICATION OVERVIEW

Construction & Material Handling Machinery



e.g.: Concrete pumps, plaster spraying machines, air compressors
Sand blasting hoses, mortar hoses, tunnel geniting hoses

Agriculture Equipment



e.g.: Crop spraying machines, silo hoses, harvesters, tractors with attachments
Irrigation hoses, slurry hoses

Other Industrial / comm. Machinery & Equipment



e.g.: Injection molding machines, welding equipment, ...

Transportation & Automotive



e.g.: Hoses for silo trucks, hoses for tank trucks, cooling and break hoses for lorries and trains, tire filling hoses; aircraft refueling hoses...

Processing Equipment: Food, Chemical, Steam



e.g.: Hoses FDA/BfR approved for milk and beverages, cleaning hoses in slaughterhouses, hoses for conveying hazardous chemicals like acid and soaps, steam cleaning devices

11

GENERAL INFORMATION

GENERAL GUIDELINE FOR THE USE OF OUR PRODUCTS

THE CHOICE OF THE CORRECT TYPE OF HOSE IS VERY IMPORTANT FOR THE PROPER AND SAFE USE IN SERVICE.

Therefore when choosing our products, please check the appropriateness of the chosen product for the customer's specific application of you and/or your customer and instruct your customers about the functional range of the products and their limitations accurately.

However the appropriateness of the chosen product for the customer's specific application can only be determined in individual cases and is dependent on the definite installation situation (especially the hose curvature), the combination of the coupling and the compatibility of the medium with the inner coating of the hose (inner core). Further information in the sub-items of this menu (see left side) provide a brief overview on these topics, but do not replace specialist advice in individual cases. Please obtain specialist advice in the event of any uncertainty!

Please note: Before using our products with new or untested media, or for applications that are not clearly indicated in the product information, written advice must be obtained from a specialist dealer or a Semperit application engineer. For safety reasons, all products must be inspected regularly for operational safety and replaced in the event of any damage (especially of the cover) or unusual signs of wear and tear. All products must be stored, handled, and maintained in accordance with all our respective instructions and DIN 7716:1982. The information in our catalogue as well as each individual datasheet is subject to change at any time without notice since we are constantly developing and improving our products and due to constant technical developments after the latest release date of the catalogue and/or individual datasheets. To always have the latest product and safety information make sure you visit our website (hoses.semperitgroup.com) regularly or contact one of our specialist dealers or a Semperit application engineer. All contracts concluded with us are exclusively subject to our general terms and conditions (available at [semperitgroup.com](https://hoses.semperitgroup.com)). Additional important general information about the range, choice and safe use of our products can be found at our website (hoses.semperitgroup.com) and must be followed without exception.

Important notice: Our catalogue and any individual datasheet have been prepared with great care in order to provide you with all the information you need. The information contained therein is based on the state-of-the-art industrial technology and many years of experience and testing; whenever indicated for a certain product, we also confirm conformity with the resistance requirements of the media listed in ISO TR7620:2005(E). However, the individual conditions of storage, maintenance and use decisively affect the safe and durable use of each product. The quality and safety of our products as indicated in the catalogue or individual datasheets are therefore strictly subject to your continuous observance of all specifications and restrictions in our written product information and applicable laws and standards, the specifications regarding resistance to chemicals and our cleaning procedures. We reject any liability for safety issues or other consequences due to improper product choice, maintenance, or handling (e.g. squashing, rupturing, stretching, or filling with non-approved media). Our products must not be used in airplanes or other aerial vehicles under any circumstance. Products delivered by us to the USA are manufactured according to IRPMP2, unless specified otherwise. All other hoses are manufactured according to EN ISO 1307:2008, unless specified otherwise. Our products are not designated for the sale to the general public and do not fulfill the conditions for "GS-certification", unless stated otherwise in the product datasheet.



WARNING: Cancer and Reproductive Harm - www.P65Warnings.ca.gov

Publication date: July 2022 © Semperit Technische Produkte GmbH

IMPORTANT INFORMATION:

An industrial hose should be selected according to the specific conditions of use to ensure a peak performance of the hose. Therefore, it is essential to obtain as much precise information as possible about the application, the medium to be conveyed and the required connections.

EUROPE

AUSTRIA

Semperit Technische Produkte Gesellschaft m.b.H,
Triester Bundeststraße 26, 2632 Wimpassing, Austria

Tel.: +43 2630 310 0

hoses@semperitgroup.com

CZECH REPUBLIC

Semperflex Optimit s.r.o.

Vitkovská ul. 391/29, CZ-74235 Odry

Tel.: +420 556 763 365

sales.odry@semperitgroup.com

GERMANY

Semperflex Rivalit GmbH

Steinhardter Straße 32 A, D-55596 Waldböckelheim

Tel.: +49 6758 92 92 0

rivalit@semperitgroup.com

AFRICA

SINGAPORE

Semperit Industrial Products (S) Pte Ltd.

8 Jurong Town Hall Road,

#29-05/06 The JTC Summit Singapore 609434

Tel.: +65 6275 4690

semperflex.sg@semperitgroup.com

AMERICAS

USA

Semperit America Headquarter

755 Coweta Industrial Parkway

Newnan, GA 30265

Tel.: +1 800 631 2566

sales.us@semperit-usa.com

ASIA / AUSTRALIA / PACIFIC

CHINA

Semperflex Shanghai Ltd.

1255 Cang Gong Road, Shanghai Chemical Industrial Park

Fengxian Subzone, Shanghai 201417, China

Tel.: +86 (0)21 3758 1133

ssh@semperit.com.cn

SINGAPORE

Semperit Industrial Products (S) Pte Ltd.

8 Jurong Town Hall Road,

#29-05/06 The JTC Summit Singapore 609434

Tel.: +65 6275 4690

semperflex.sg@semperitgroup.com

INDIA

Sempertrans India Private Limited (Segment

Semperflex, New Delhi office)

LG-CS-38, Ansal Plaza, Sector-1, Vaishali,

Ghaziabad U.P.201010, India

Tel.: +91 120 4127752

semperflex.india@semperitgroup.com

INDONESIA

Semperit Industrial Products (S) Pte Ltd.

8 Jurong Town Hall Road,

#29-05/06 The JTC Summit Singapore 609434

Tel.: +65 6275 4690

semperflex.sg@semperitgroup.com

www.semperitgroup.com

hoses.semperitgroup.com



SEMPERIT

